



QS World University Rankings: Sustainability 2025

University of Galway
Ireland



THE DATA CONTAINED HEREIN IS RELEASED UNDER EMBARGO AND MAY NOT BE RE-PUBLISHED OR REFERENCED WHOLE UNTIL 10TH DECEMBER, 10:00 GMT

Welcome

We are releasing the third edition of the QS Sustainability Rankings on 10 December 2024, 10 GMT on topuniversities.com. Please note that the content of this fact file should not be re-published or referenced until then.

Eligibility for the QS Sustainability Rankings requires institutions to qualify for the QS World University Rankings, QS Rankings by Region, or QS Rankings by Subject. Currently, business schools cannot participate in this ranking. Additionally, several analytical thresholds are applied for inclusion in the evaluation (more details can be found via the link below).

The ranking encompasses three categories: Environmental Impact, Social Impact, and Governance. Institutions have the option to rank separately in each category or across all three, as well as an overall ranking. Each "Performance Lens" consists of distinct indicators that are aggregated to form a comprehensive score. The specific breakdown of category and lens weights is available on our methodology pages:

<https://support.qs.com/hc/en-gb/articles/8551503200668-QS-Sustainability-Rankings>

This file provides the detailed results for your institution and the data that has been used to calculate the ranks and scores. It should also provide you with useful information for any media communication you might need to prepare prior to launch.

2026 Rankings Cycle Data Collection

We have begun the data collection for our 2026 Rankings cycle end of September, you can log in Hub platform (<https://qs-hub2.qs.com/>) and submit your data:

- until 12th February 2025 for the World University and Regional Rankings
- and from January 2025 to the 15th April 2025 to provide updated information for the QS Sustainability rankings.

We thank you for your contribution to making the Rankings accurate and reliable.

Discover your university's ESG impact with QS Analytics: Sustainability

Our ready-to-go Analytics tool gives you relevant insights into your performance, without needing long-term investments or resources.

Understand your institution's environmental and social impacts.



Benchmark your institution's performance across a recognised sustainability framework.



Identify and refine measurements of environmental and social impact measures to kickstart your sustainability strategy.



Recognise your institution's contribution to achieving UN Sustainable Development Goals.



QS

Accelerate your sustainability ambitions. Book a demo today.





Boost your brand on TopUniversities.com

Showcase your strengths during the QS Sustainability Rankings launch using our digital solutions.



30+ million future learners visit QS websites every year



Over 1 million followers across our social media platforms



Stand out from the crowd during rankings releases with our range of bespoke digital packages

**Your future students are here –
shouldn't you be too?**



Discover our QS digital
marketing solutions



Methodology: Performance Lenses and Weightings

Environmental Impact	Environmental Education	Assesses both the provision and the impact of an institution's education in Environmental Sustainability. Aggregates reputation data, alumni data and institutional data on curricular provision.	17.0%
	Environmental Research	Assesses the impact of the research environment at the institution in topics aligned to these specific UN SDGs: 7, 11, 12,13,14 & 15. Aggregates this data with and national spending on R&D.	13.0%
	Environmental Sustainability	Assesses an institution's strategy and operations towards an environmentally sustainable future. Aggregates institutional data, membership of climate-focused groups, alumni data, and survey data.	15.0%
Social Impact	Employability and Outcomes	Assesses an institution's efforts in providing employment opportunities, and its reputation and research partnerships with industry. Aggregates research data, survey data, reputation data and national-level statistics.	11.0%
	Equality	Assesses both the effort and impact of an institution's equality commitment. An aggregation of institutional data, survey data, research data and national-level statistics.	12.0%
	Health & Wellbeing	Assesses an institution's commitment to improving the health and wellbeing not only of its students, but society more widely. An aggregation of research data, alumni data, institutional data and national-level statistics.	5.0%
	Impact of Education	Assesses the provision of quality education and research, and the impact of that provision. Aggregates research data, reputation data, alumni data and national-level statistics.	7.0%
	Knowledge Exchange	Assesses how institutions partner in research between developed and developing regions to share knowledge and spur educational growth and the positive impact of a university on its local community and wider society. Aggregates research data and survey data.	10.0%
Governance	Good Governance	Assesses whether an institution has strong governance in place, through for example open decision-making, a holistic ethical organisational culture, student representation on university's governing bodies and financial transparency. Aggregates institutional data, research data, survey data and national-level statistics.	10.0%

Global Overview

Published Institutions

1,751

Global

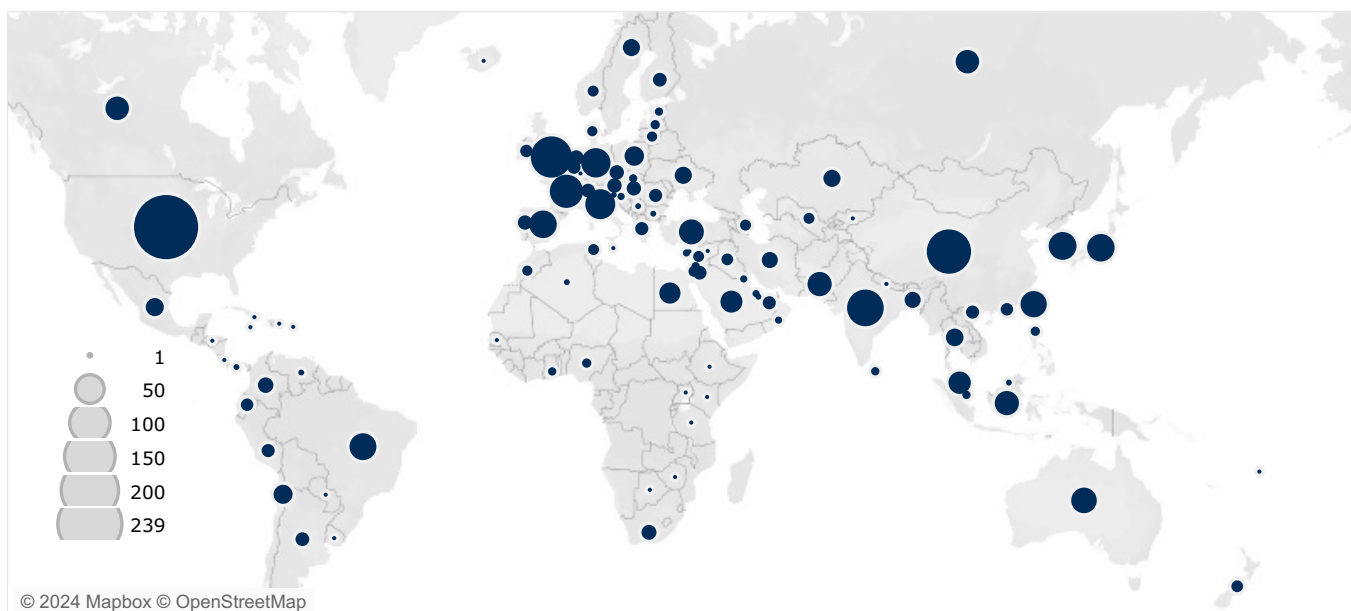
563

Europe

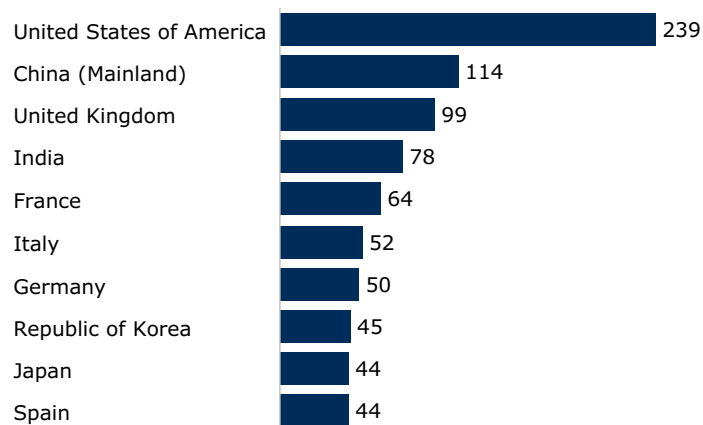
9

Ireland

Distribution of published institutions across 107 locations



Top locations by number of published institutions



Published institutions per region



Global Rank Summary 2024

University of Galway

Overall
=140
out of 1,751 Institutions

Europe
64
out of 563 Institutions

Ireland
3
out of 9 Institutions

		Rank	Change on last year
Environmental Impact		=182	↓
Environmental Research		=80	↑
Environmental Education		=242	↓
Environmental Sustainability		=356	↑
Social Impact		=108	↓
Equality		=82	↓
Health & Wellbeing		=112	↑
Knowledge Exchange		=161	↑
Impact of Education		=220	↓
Employability and Outcomes		=264	↓
Governance		=238	↑

A missing directional arrow means there is no prior years data.



NEW: QS Stars for Business Schools



We are excited to introduce the QS Stars for Business Schools, a comprehensive rating system that evaluates business schools on key criteria including Entrepreneurship, Employability, and Programme Strength.

Register your interest now to be among the first to receive information about this upcoming opportunity.





QS India Summit
27-29 January | Goa, India
qshesummits.com/indiasummit




QS China Summit
9-11 April | Beijing, China
qshesummits.com/china



QS Higher Ed Summit: Middle East
22-24 April | Kuwait, UAE
qshesummits.com/middle-east



EduData Summit
4-5 June | Singapore
edudatasummit.com



QS Higher Ed Summit: Europe + QS MoveON Conference
24-26 June | Lisbon, Portugal
qshesummits.com/europe



QS Africa Forum
September
qsafricaforum.com




QS Higher Ed Summit: Americas
October | Ecuador
qshesummits.com/americas



QS Arab Forum
October
qsarabforum.com



QS Higher Ed Summit: Asia Pacific
November | Seoul, South Korea
qshesummits.com/asia-pacific



Reimagine Education Conference & Awards
December
reimagine-education.com

For more information on joining or sponsoring our conferences, please scan the QR code



Dates and locations of conferences are subjected to change, please check our website for any updates.



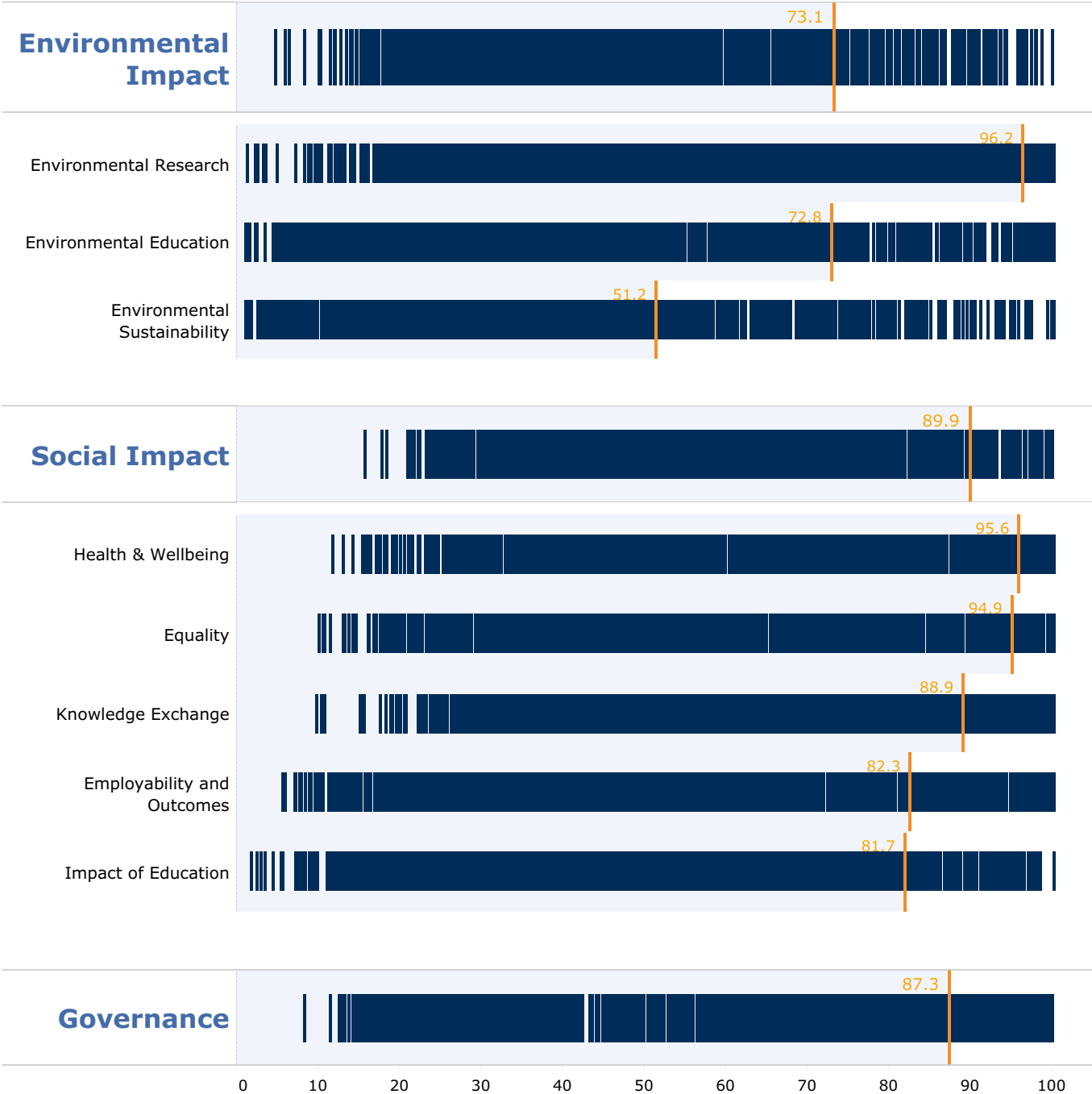
Conferences 2025

Mark your calendar and start planning for these events

Global Score Performance (1-100)

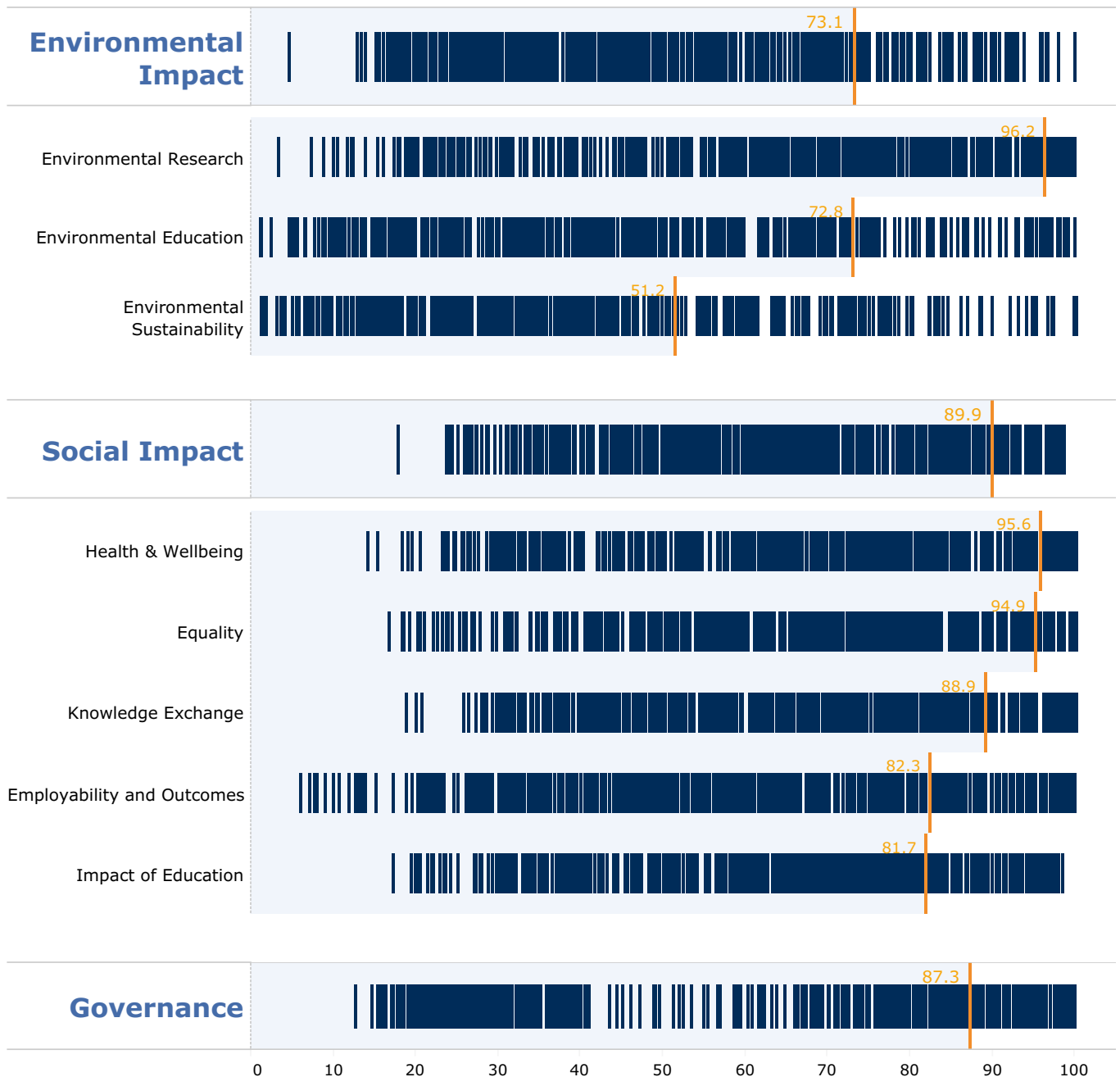
University of Galway

Overall Score
83.1/100



Score Performance (1-100) Amongst Institutions in Europe

University of Galway



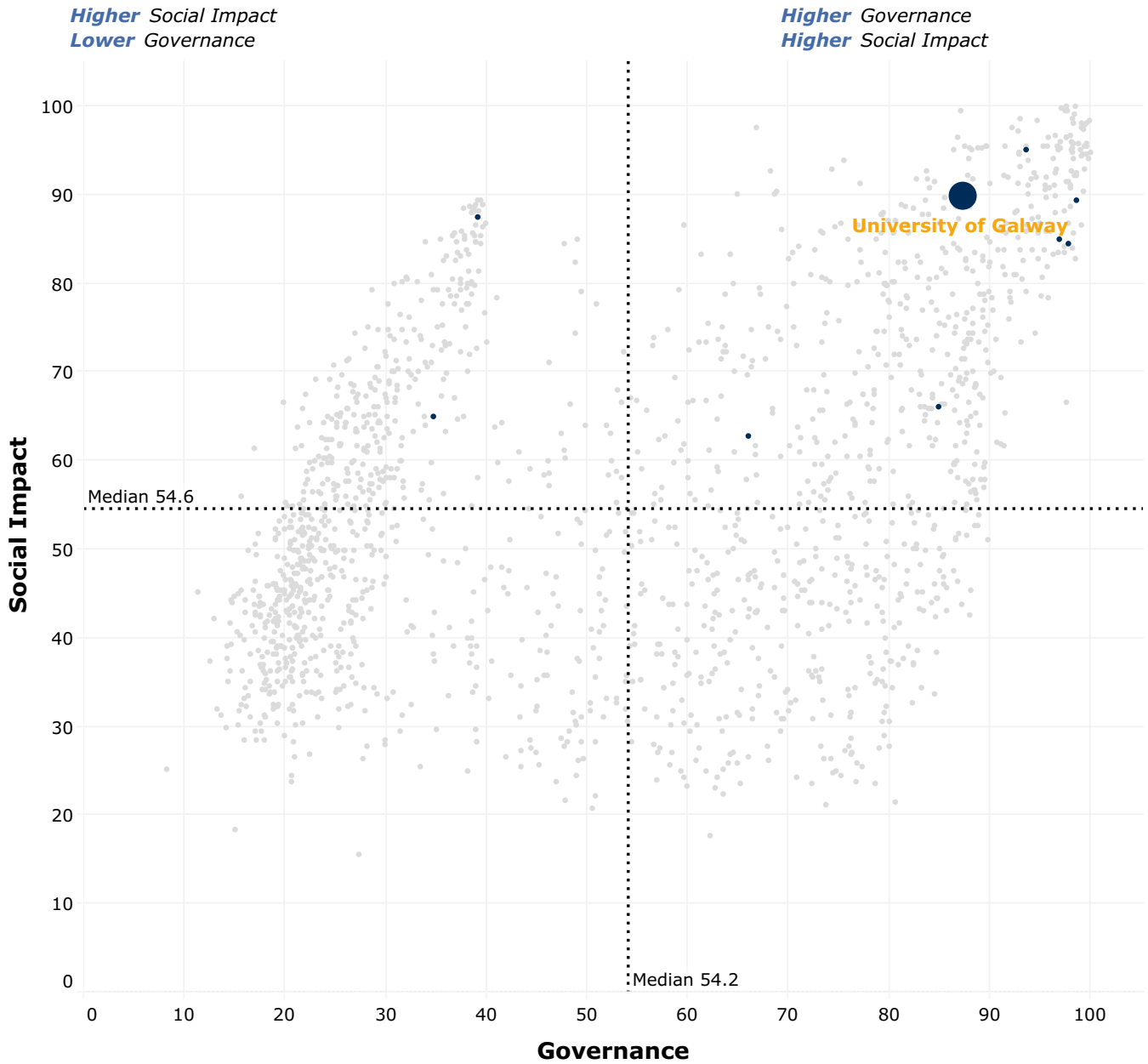
Global Distribution of Environmental and Social Impact Scores

The large blue dot shows **University of Galway**. Smaller blue dots indicate other institutions in **Ireland** and the grey dots represent all other institutions



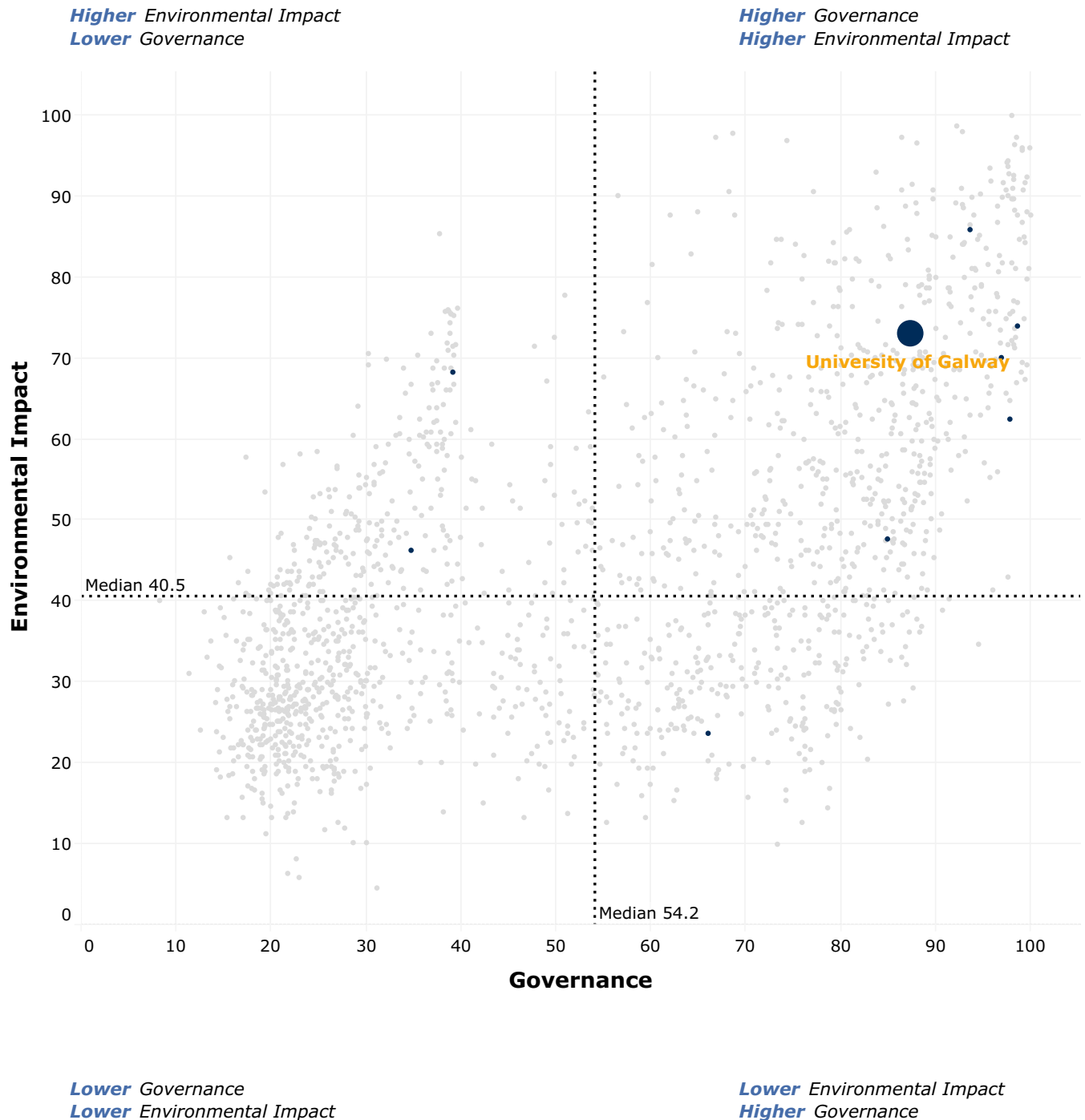
Global Distribution of Governance and Social Impact Scores

The large blue dot shows **University of Galway**. Smaller blue dots indicate other institutions in **Ireland** and the grey dots represent all other institutions



Global Distribution of Environmental Impact and Governance Scores

The large blue dot shows **University of Galway**. Smaller blue dots indicate other institutions in **Ireland** and the grey dots represent all other institutions



support.qs.com