


# Policy Development

*Some personal insights from the inside*





What I hope to do today is share some thoughts on.....

- Our role in the policy process
- The three pillars of policy formation
- The role of evidence
- Some big policy issues that *may* be facing the country
- Having a bias for action



P

p



# P is for...Policy

*Political philosophy*.....Marxism, Socialism, Capitalism, Libertarianism

*Purposeful objective/ambition*.....Net Zero by 2050, united Ireland

*Principled position*.....United Ireland only by consent

---

*Plan of approach*.....Net zero: decarbonise energy, retrofit, change land use

*Process/Product e.g.*..... Agri-Climate Rural Environment Scheme (ACRES)

P

p

# P is for...Prosaic

## Agri-Climate Rural Environment Scheme (ACRES)

From [Department of Agriculture, Food and the Marine](#)

Published on 11 August 2022

Last updated on 17 May 2024

1. [What the Agri-Climate Rural Environment Scheme \(ACRES\) is](#)
2. [Overview of ACRES Tranche 2](#)
3. [ACRES - Information for Advisors](#)
4. [The difference between ACRES General and ACRES Co-operation](#)
5. [How to qualify](#)
6. [What the ACRES Co-operation Project is](#)
7. [Mandatory actions farmers applying for ACRES General have to take to get Priority Tier 1](#)
8. [Mandatory actions farmers applying for ACRES General have to take to get Priority Tier 2](#)
9. [General actions Tier 3 applicants/all farmers can take in ACRES General](#)
10. [Rates of payment](#)
11. [Apply](#)
12. [ACRES Frequently Asked Questions \(FAQs\)](#)
13. [ACRES Webinar Presentation](#)
14. [ACRES Advisors](#)
15. [Farmland Plant Identification Key -](#)
16. [ACRES Terms and Conditions](#)
17. [ACRES - Terms and Conditions Tranche 2 - December 2023](#)
18. [ACRES Specification Document \(including Barn Owl Nest Box Document\)](#)
19. [FAQs for ACRES Specifications](#)
20. [ACRES Record Sheets Nov 2023](#)
21. [ACRES Circulars](#)
22. [ACRES Scorecards and Information General & Co-operation Approach](#)
23. [A description of the AgriSnap app, its use and where to download it](#)
24. [Non-Productive Investments](#)
25. [ACRES Privacy Notice](#)
26. [ACRES Tranche 1 Updates, Tranche 2 Overview and NPIs Introduction Training](#)
27. [Specification for ACRES Tranche 2 November 2023](#)
28. [FAQs ACRES Tranche 1 Payments and Tranche 2 Information](#)
29. [Contact](#)

### Part of

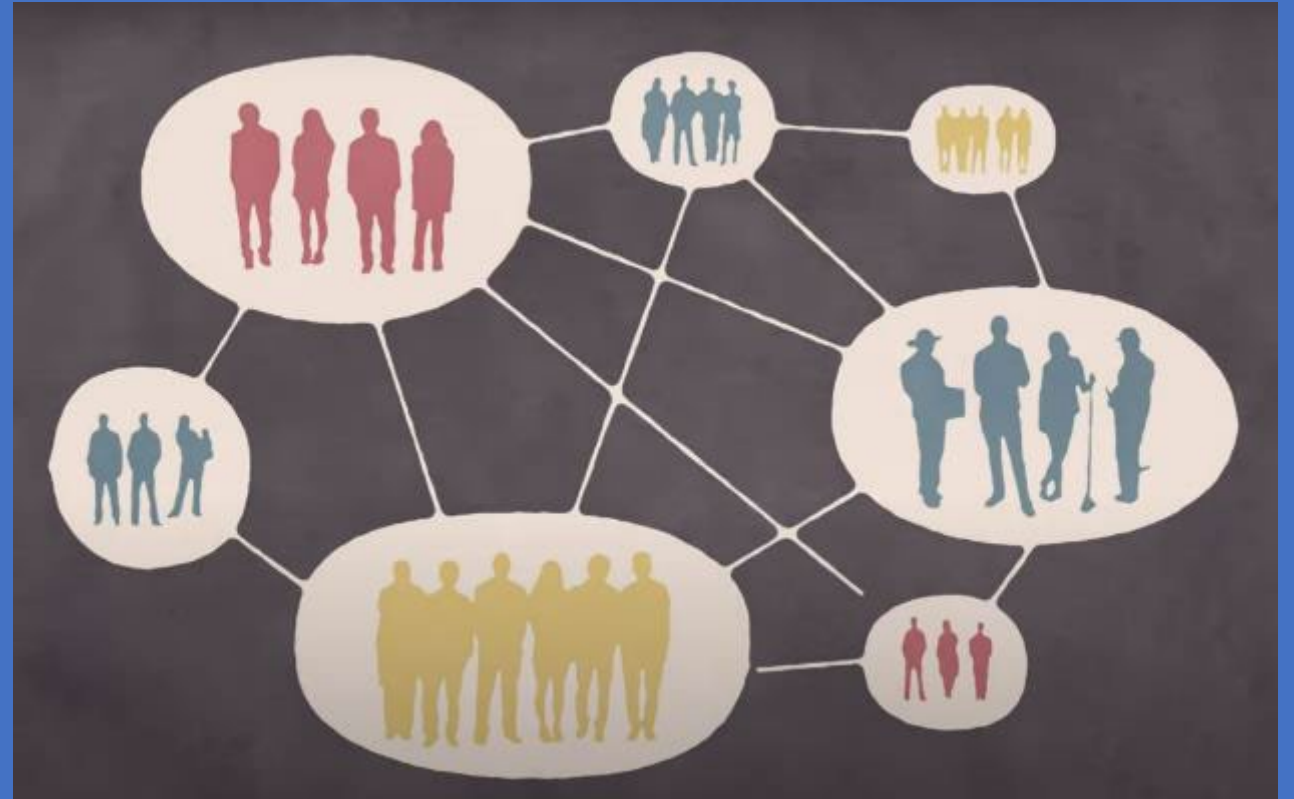
Policies

[Agriculture and Food](#)

# Pluralism?



Power?





As Civil Servants.....



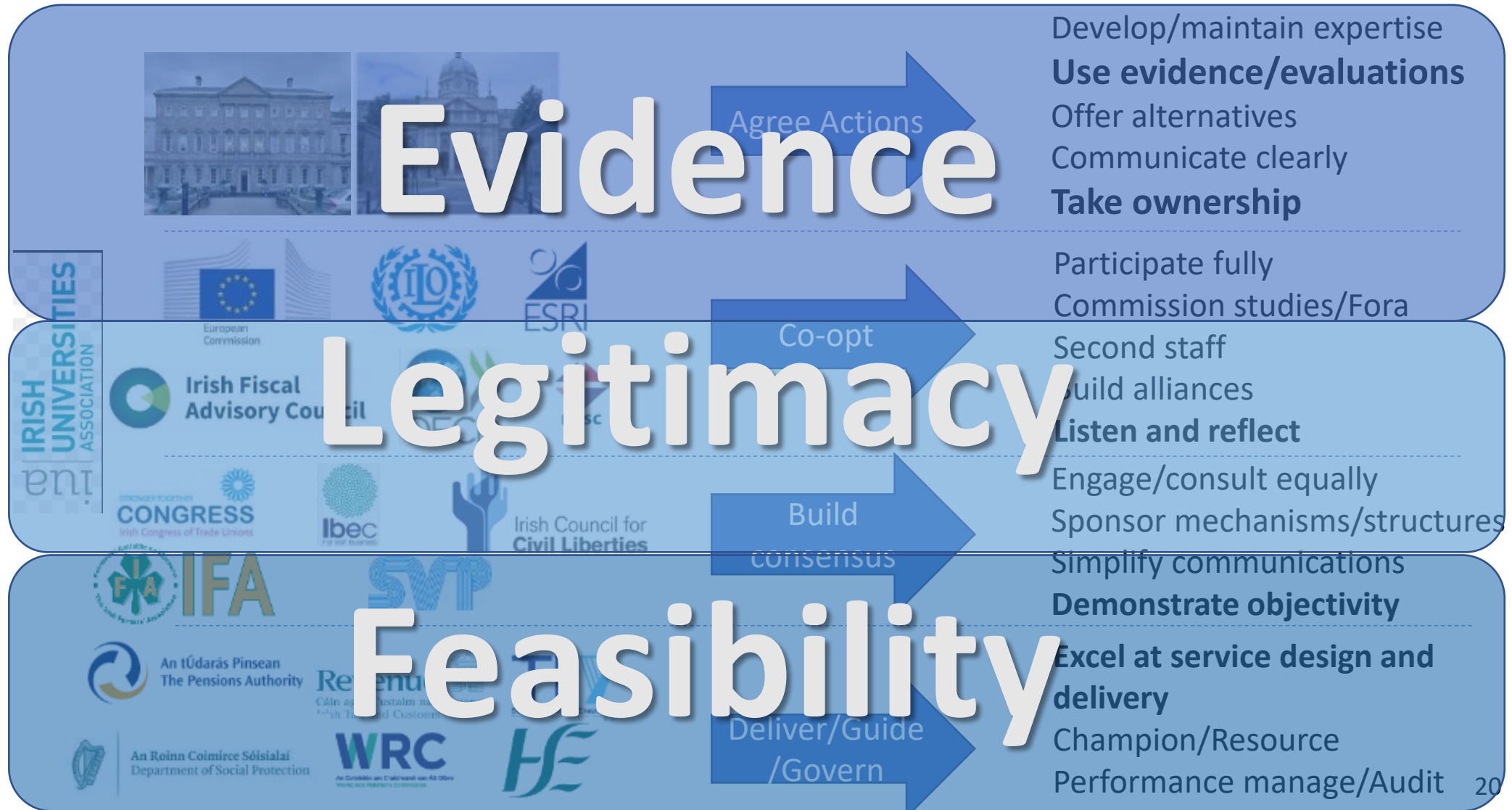
.....our job is to deliver their agenda...

.....though leading and working with others

Stakeholder

Focus

How





OECD Public Governance Reviews

# Strengthening Policy Development in the Public Sector in Ireland



 Funded by  
the European Union

Policy Toolkit

Community of Practice

Skills and capabilities

Collaboration with the  
wider research/academic  
community



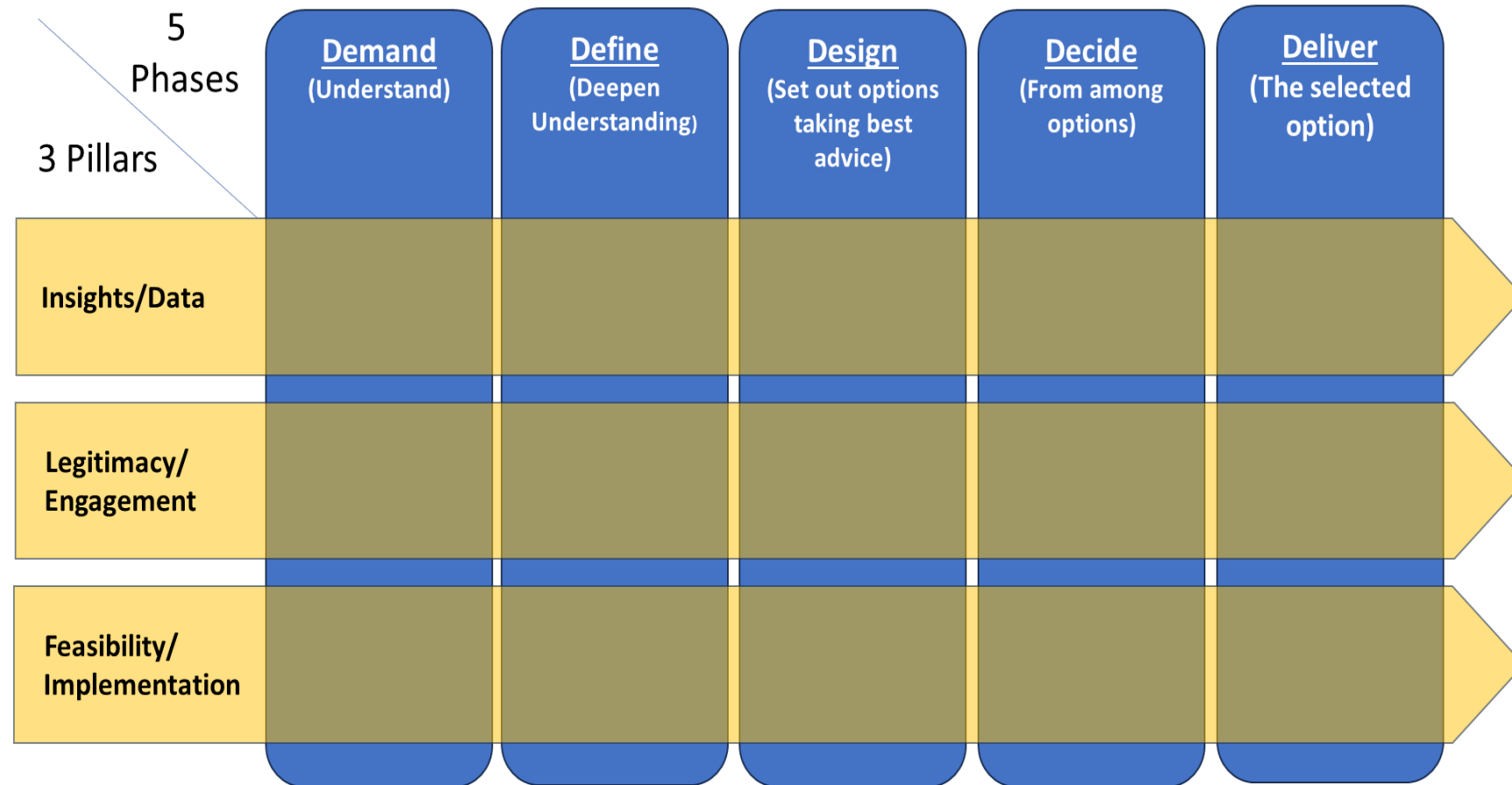
Rialtas na hÉireann  
Government of Ireland

## Policy Handbook

A 'rough-guide' to real world  
policy development.

Civil Service Management Board  
2024

# A rough guide setting.... out a stylised approach



# The 3 Pillars and 5D Process



Turning to data and insights

A man with a mustache, wearing a black quilted jacket with a 'Braves' logo, is speaking in a control room. He has a concerned expression and his hands are raised. In the background, there are whiteboards with diagrams and other people in uniform. The text 'There are two buttons I never like to hit, that is panic and snooze.' is overlaid in yellow on the right side of the image.

**There are two buttons  
I never like to hit,  
that is panic and snooze.**

After Brexit, Covid, Ukraine...what's next?





~~We've~~ <sup>Some of us</sup> all been around long enough not to expect.....



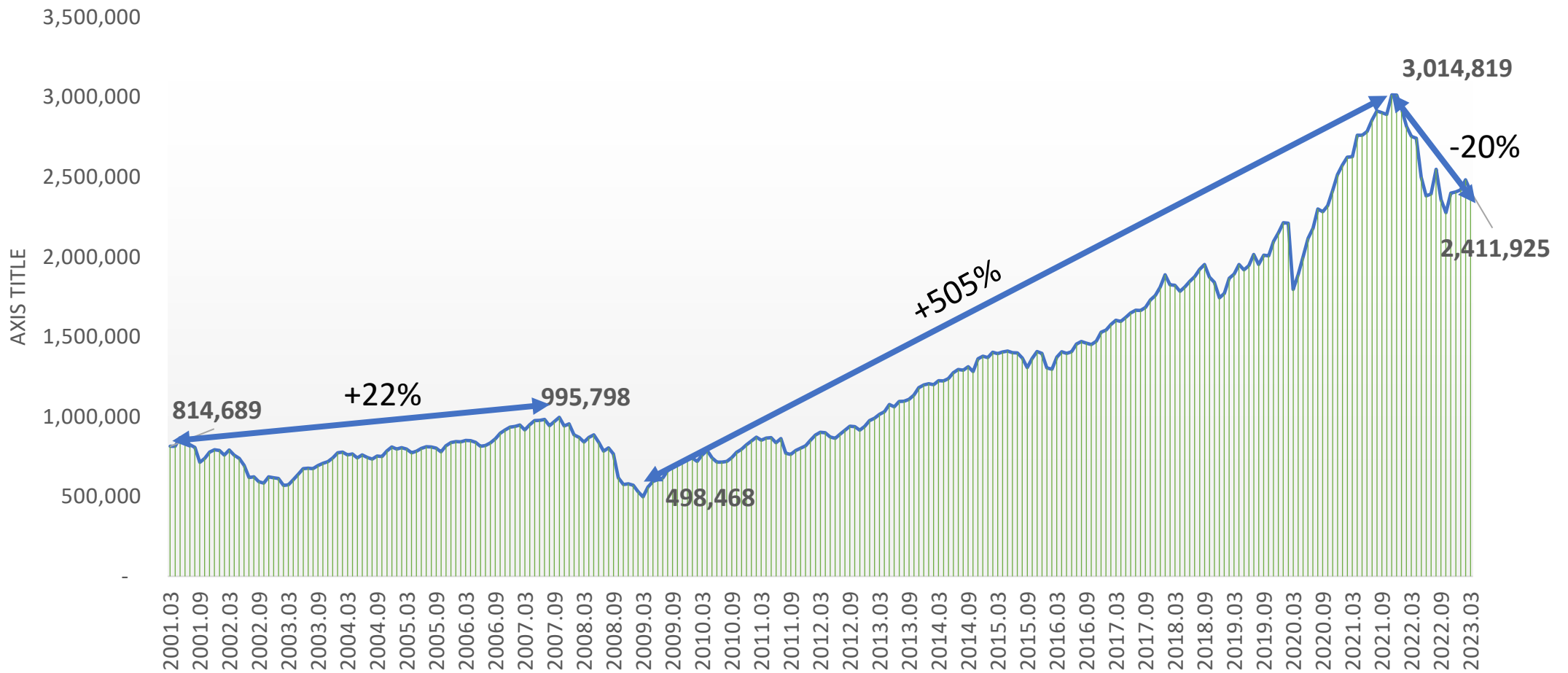
But, in fact, to expect something like this .....



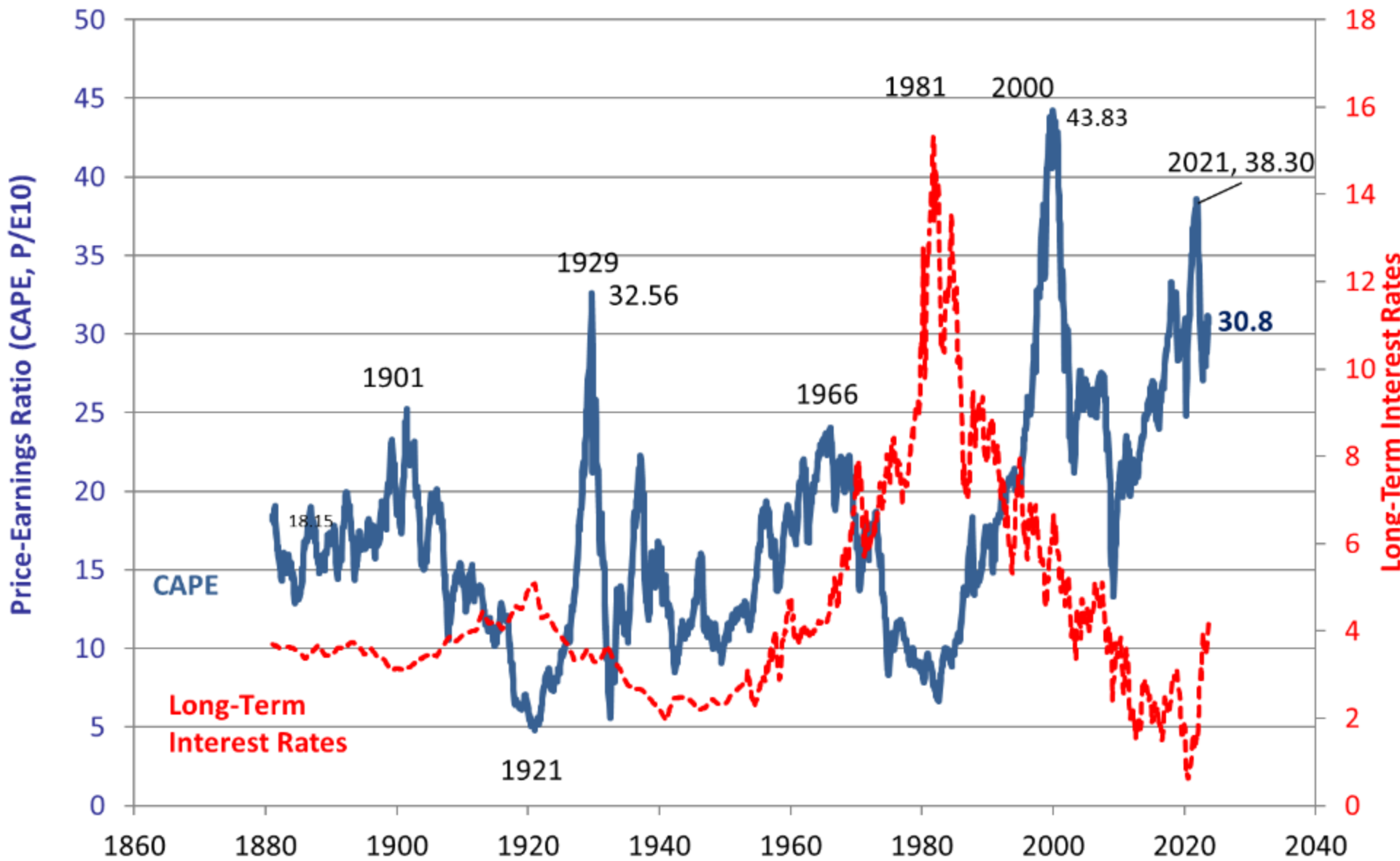
But...even if we safely navigate one iceberg?.....




# Index of Stock Market Values Real Return Total Price 2001 - 2023 (S and P 500)



# P/E Ratio Vs Long-Term Interest Rates





Any f-----g foreigner, anyone...  
just kill them. Just f-----g kill them.



What are the components or  
a policy response?

- Migration or Integration?
- Policing and Justice?
- Isolation and deprivation?
- Moral compass?
- Fake news/social media?  
•  
•  
•  
• Incremental inevitability?

# In Ireland we barely talk about immigration. It's easy to see why

We should be able to discuss the fact that one in five people originates from elsewhere

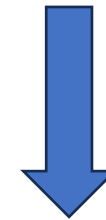


Fintan O'Toole

Tue Nov 14 2023 - 06:00

... future success. But the State continues to pretend that everything will work out just fine.

The degree to which it has worked out is indeed amazing. But riding our luck is not a good response to one of the most extraordinary changes in modern Irish history.



## Punctuated Equilibrium?

# P is for...Perspective





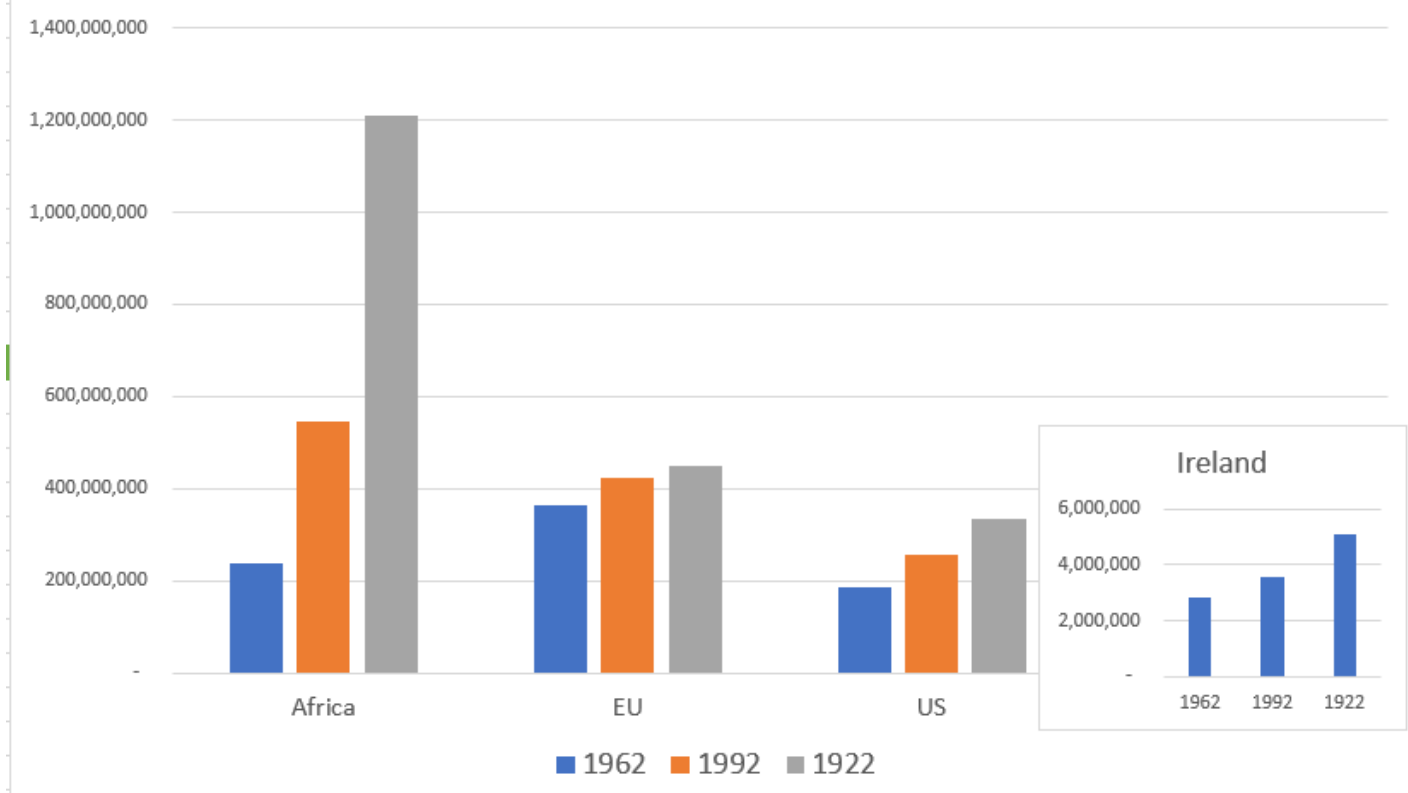


No matter how far away they are...

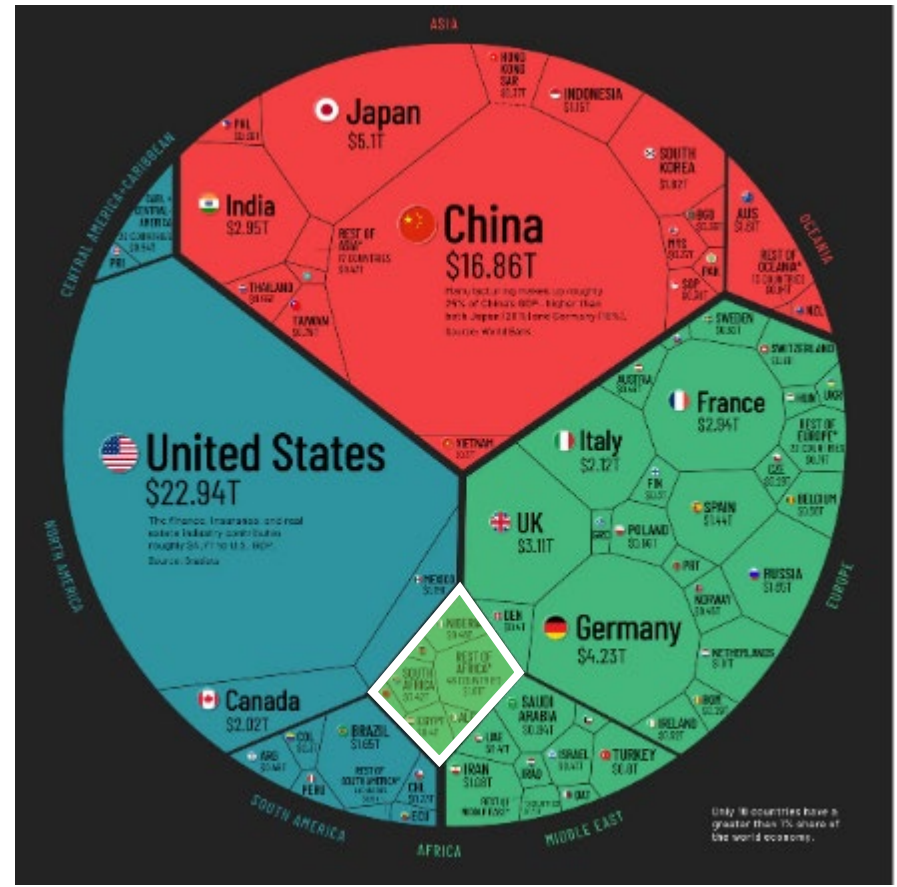


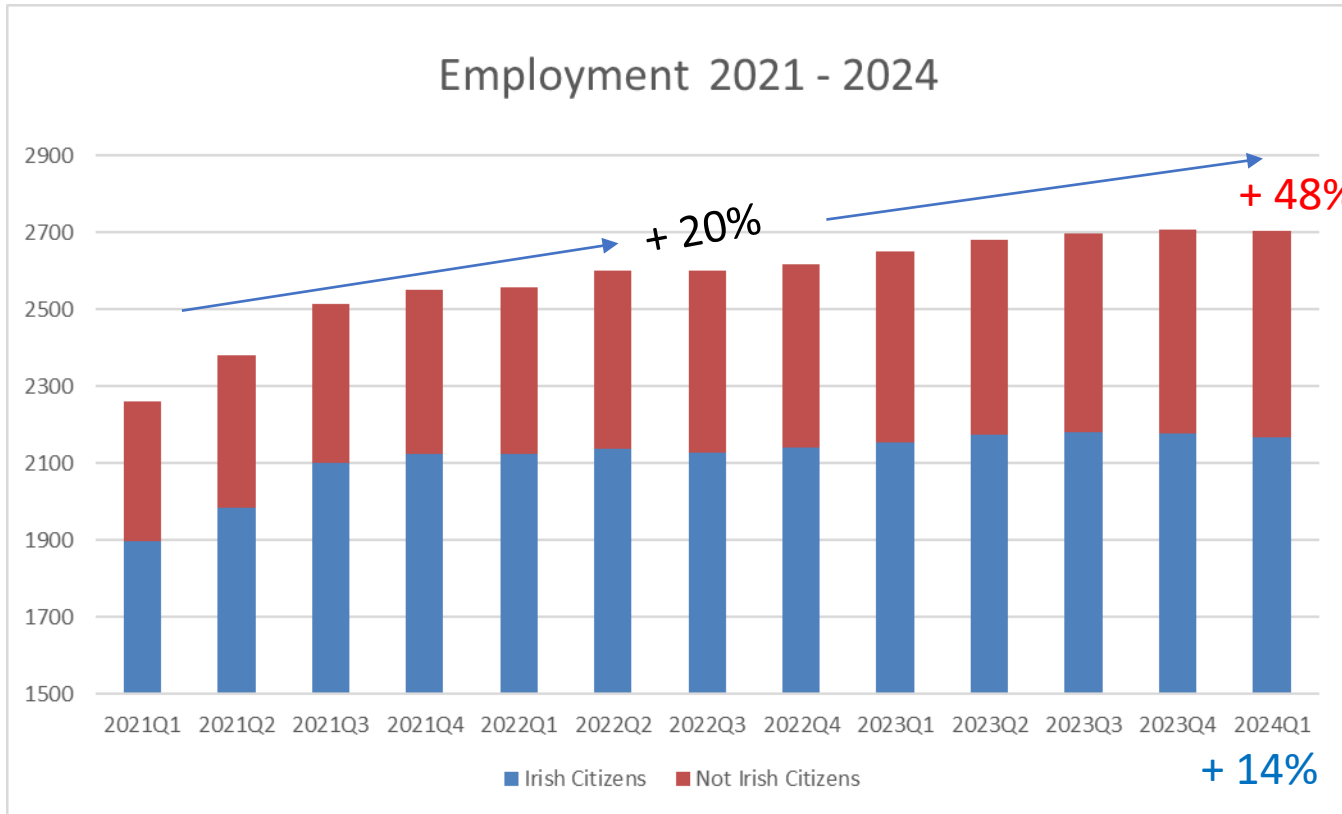
...some challenges just can't be missed

### Population Trends



### World GDP





Employment ratio: Non-Irish nationals ~ 76%  
Employment ratio Irish nationals ~ 60%

Source: CSO LFS data



- €3bn PRSI\*
- €6bn PAYE/USC\*
- €5bn Vat/excise\*

\*Assumes average earnings and spending in line with national norms



# The challenge of changing demographics...

Figure 11. Population by age group and sex as a share of total



Source: Department of Finance calculations based on Eurostat 2015 population projections

Working Age : Pensioners Ratio:- From > 4:1 to < 2:1



A photograph of a woman and two children walking on a paved road. The woman is on the right, wearing a blue jacket and a black beanie, carrying two large green shopping bags and a brown handbag. Two children are walking to her left, also in winter clothing. The background shows a road curving to the right with a guardrail and some people in the distance. The entire image has a blue tint. Overlaid on the image is white text with a drop shadow.

**Average age ~ 30**  
**Average age of Irish people ~ 39**

# People with disabilities half as likely to be employed,

## Ibec paper urges reforms to boost employment opportunities

Expand



The report says Ireland's rate of employment amongst people with disabilities is half the European average.

Martin Wall

Mon Jul 19 2021 - 06:41



## Ireland has worst rate in Europe of employing people with disabilities



The European Disability Forum report also highlighted a number of other issues, including discrimination against people with disabilities due to "misconceptions". File picture

THU, 06 JUL, 2023 - 13:25

DAVID KENT

Ireland has the worst rate in Europe for people with disabilities in

### LATEST STORIES

Mary Hanni with a rare

Israel-Hamas Gaza truce

Ten people

Indian resc

Revealed: T. Month ama

Ireland on track to miss EU recycling targets — EPA report

6 minutes ago

Indian workers trapped in tunnel for two weeks 'close to being rescued'

16 minutes ago

Emergency exercise to take place at Cork Airport on Tuesday night

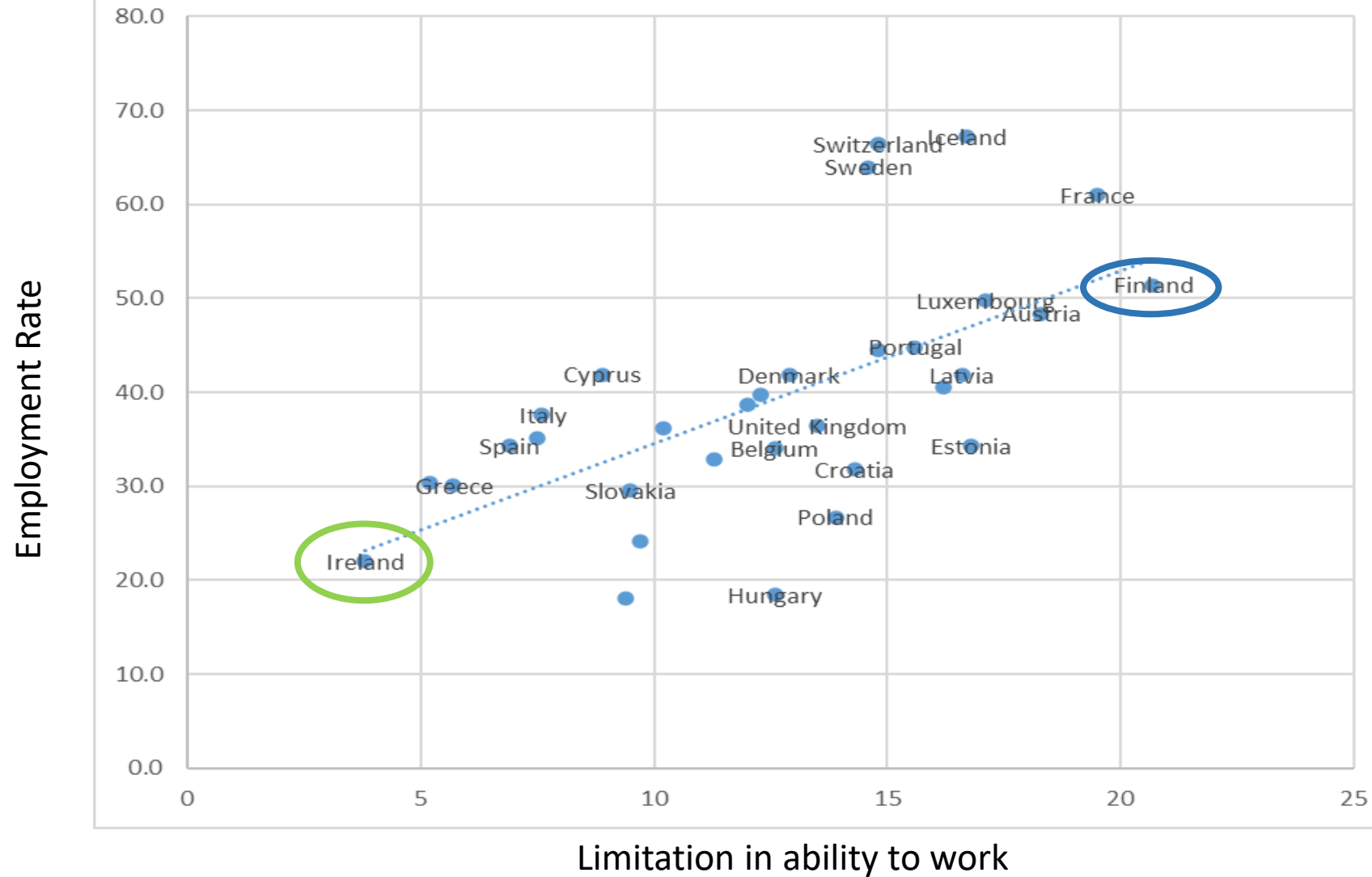
22 minutes ago

Kate 'cold' and William 'snobbish' to Meghan, new book on royal family claims

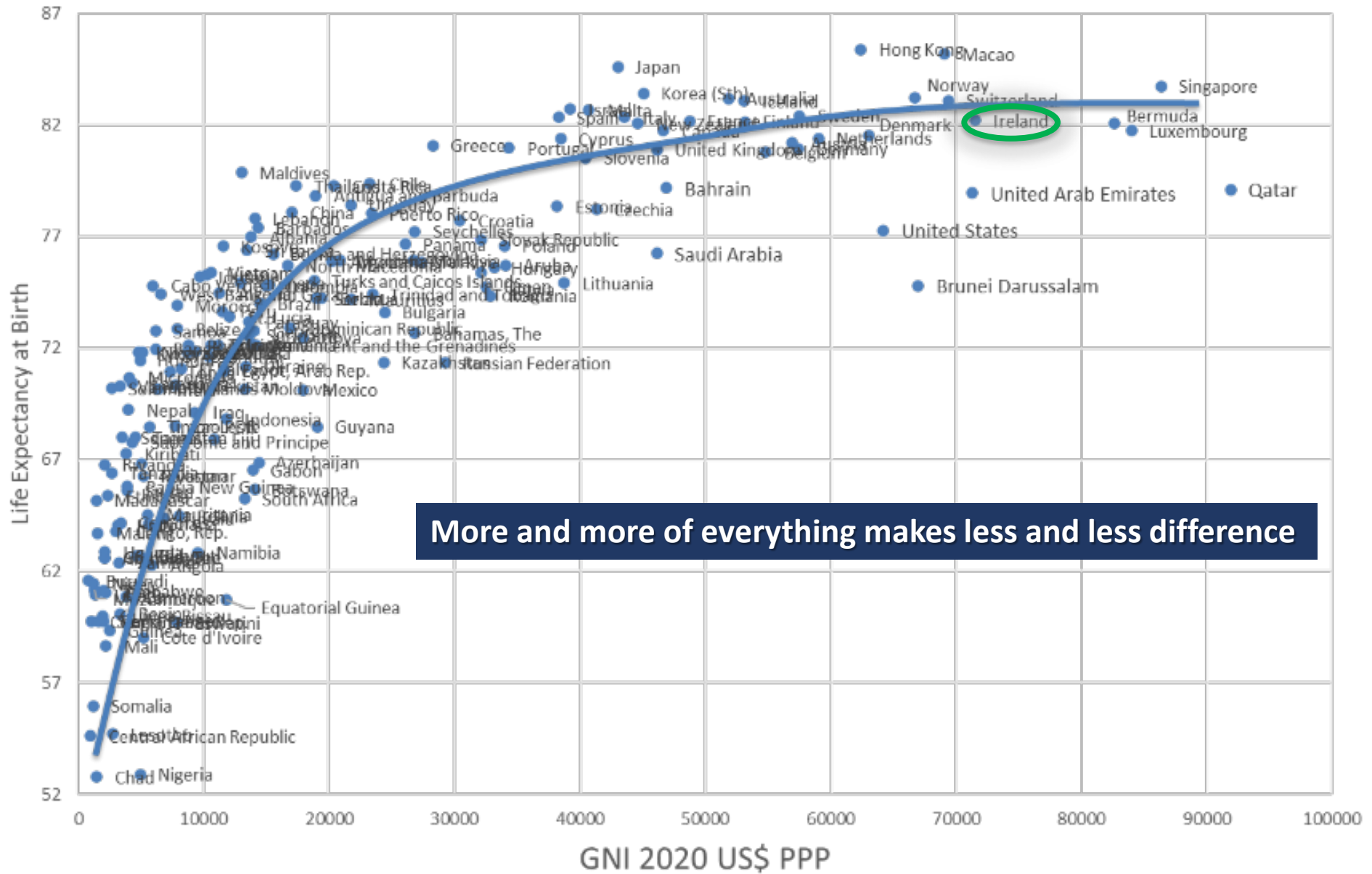
28 minutes ago



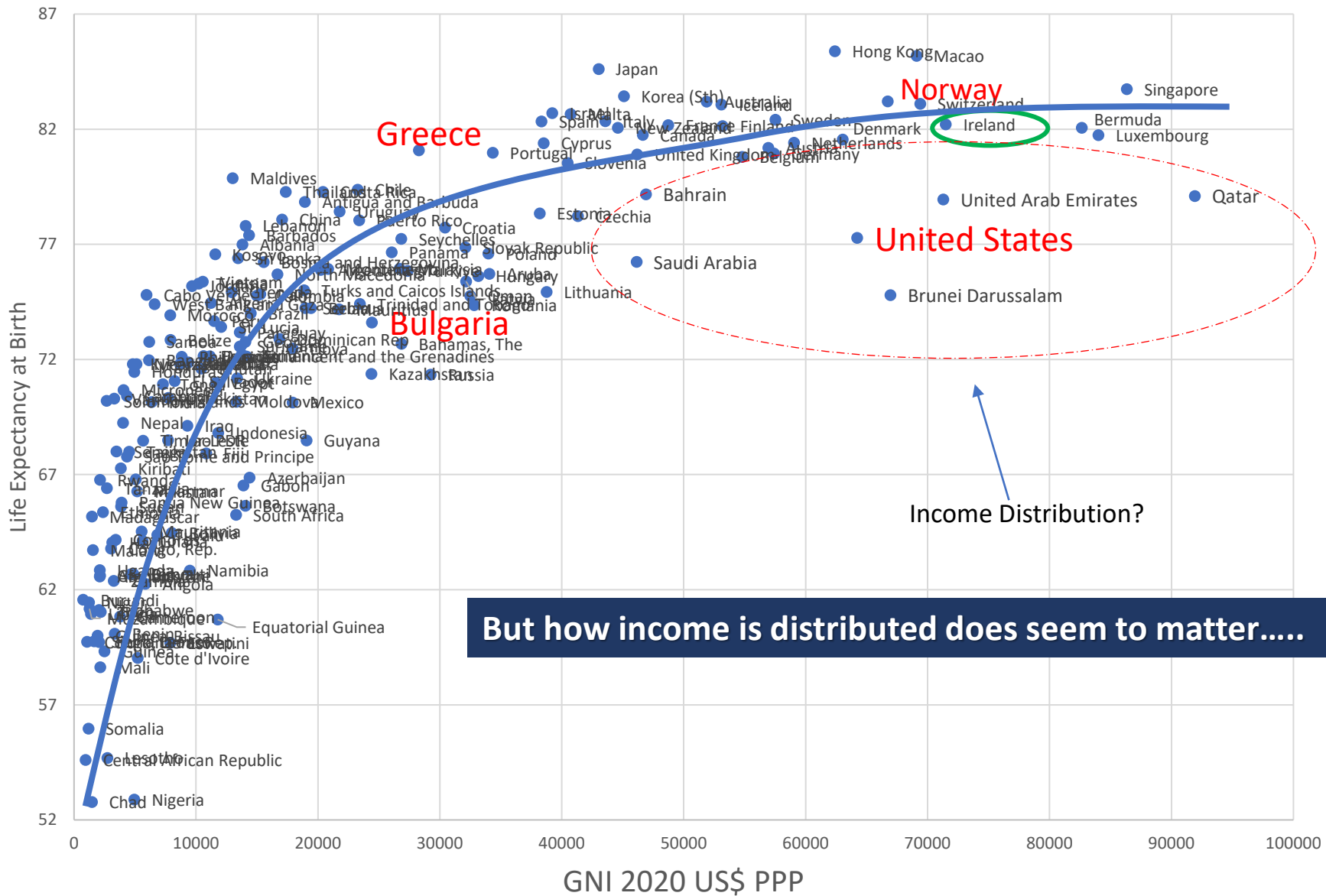
Employment rate by those with a limitation in work caused by a health condition or difficulty in a basic activity; aged 20-64; 2011



# Incomes and Life Expectancy



# Incomes and Life Expectancy



It is arguable that measures to improve equity are not a cost but an investment towards a more cohesive society...

The

# The price of inequality

World Bank Inequality ranking<sup>1</sup>

Social mobility index<sup>2</sup>

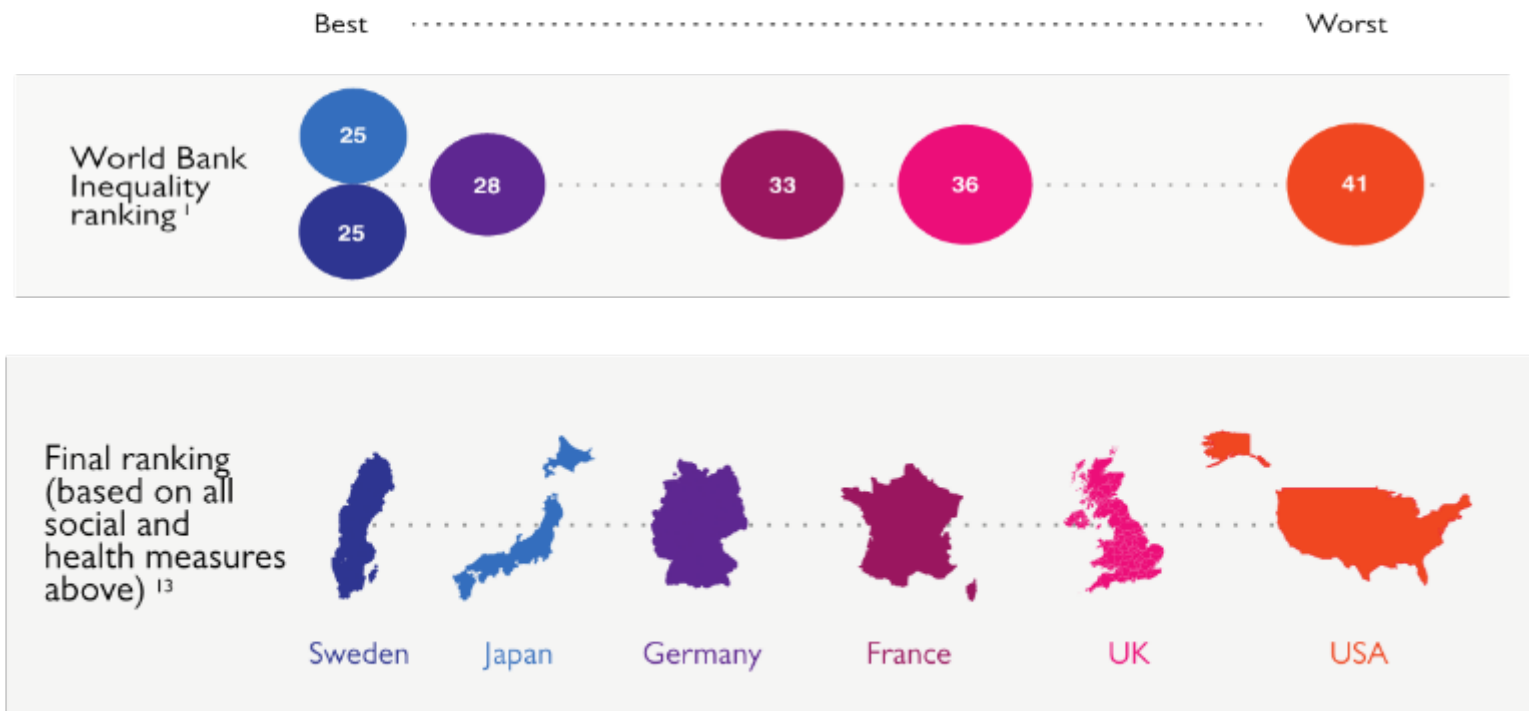
Life expectancy

Teenage pregnancy (Number 15-19 bir per 1000)

Obese or overweight adult male (% of 15+ population)

Infant mortality (deaths per 1,000)<sup>6</sup>

Murder rate (per 100,000 population)



● UK

● US

..... Worst

743

17.3

21

48

49

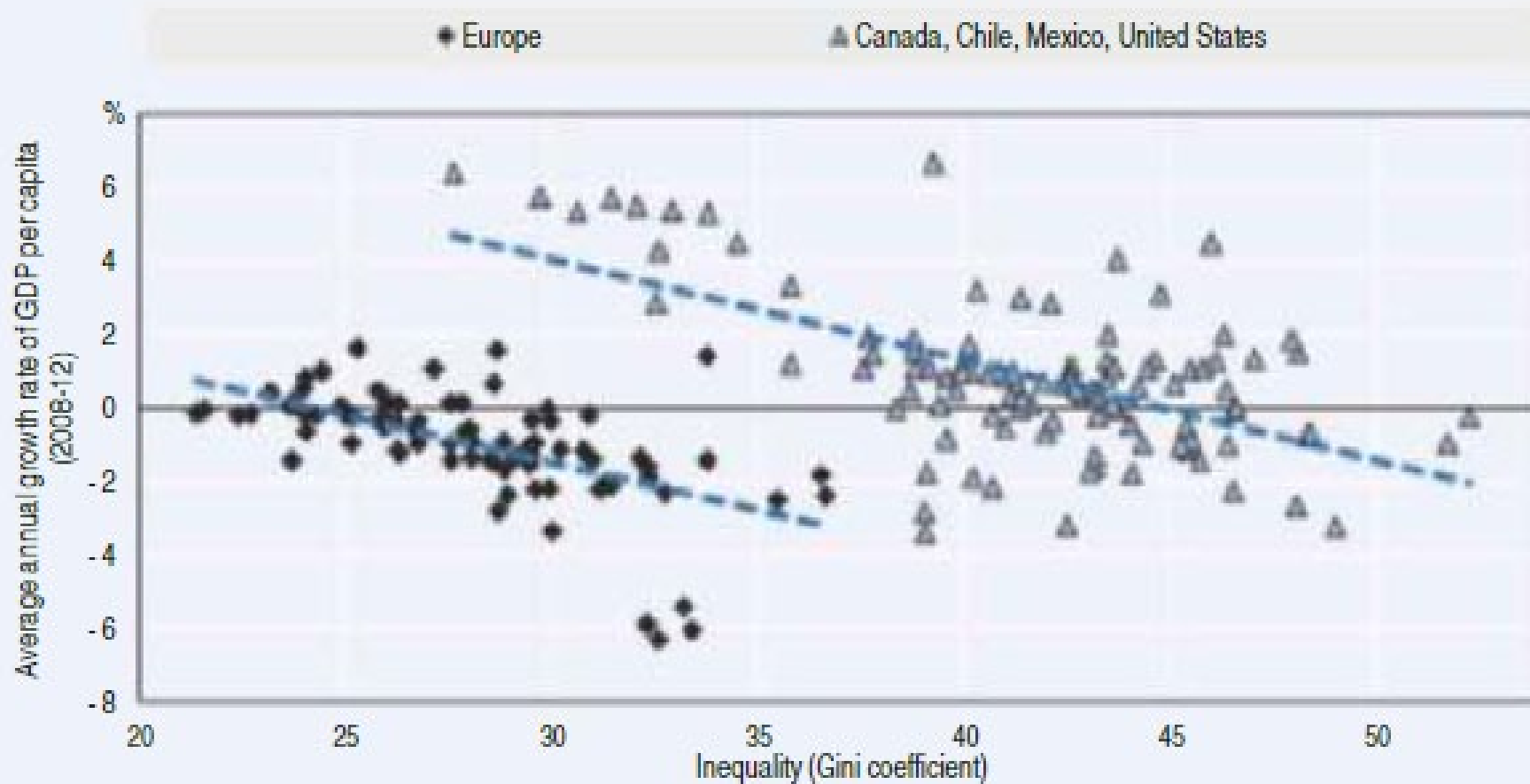


Sources:

1. World Bank - GINI, most recent data used for each country | 2. Miles Corak (2012), "Inequality from Generation to Generation: The United States in Comparison," in Robert Rycroft (editor), The Economics of Inequality, Poverty, and Discrimination in the 21st Century, ABC-CLIO, forthcoming. | 3. Gapminder.org, various sources, 2011 figures | 4. World Bank (2007-11) | 5. WHO 2010 | 6. United Nations 2011 data | 7. UNODC (most recent varies by country - either 2009 or 2010) | 8. ICPS: <http://www.idcr.org.uk/wp-content/uploads/2010/09/WPPL-9-22.pdf> | 9. OECD Society at a Glance 2011 | 10. OECD Society at a Glance 2011 | 11. OECD Society at a Glance 2011 | 12. OECD Society at a Glance 2011 | 13. Treating the scores above as percentages, with the highest score as 100% and the lowest as 0%. | Where a high score was best, the calculation was reversed. | Infographic by Adam Frost and Rosie Roche

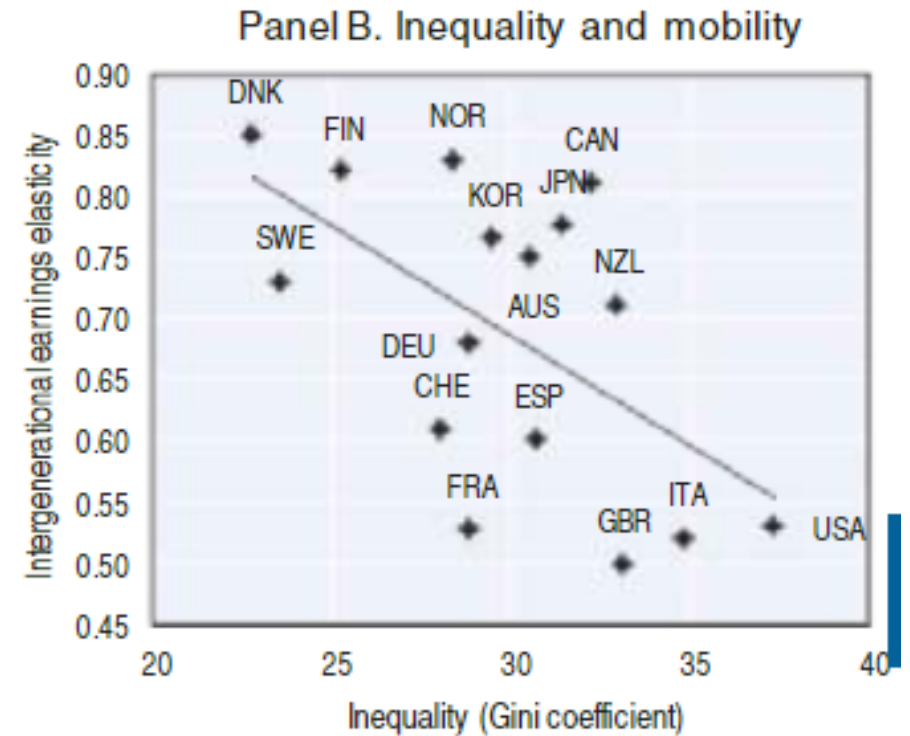
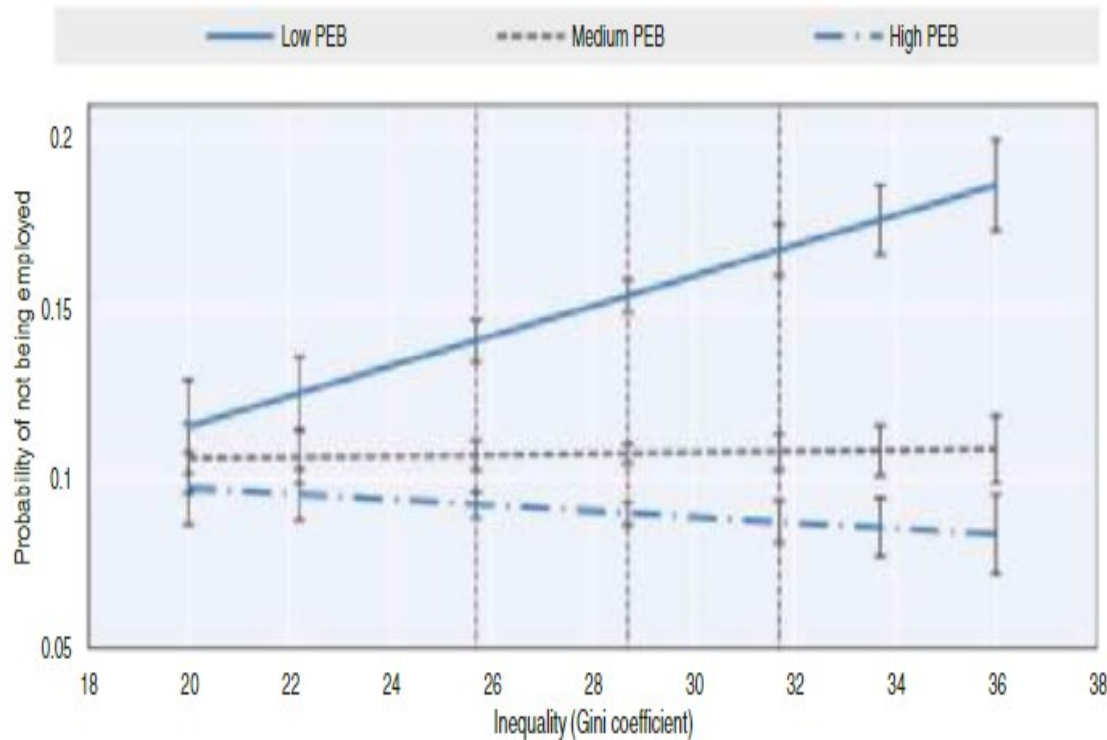
...and in economic growth, both in the short term

### Income inequality and growth in OECD regions, 2008-12



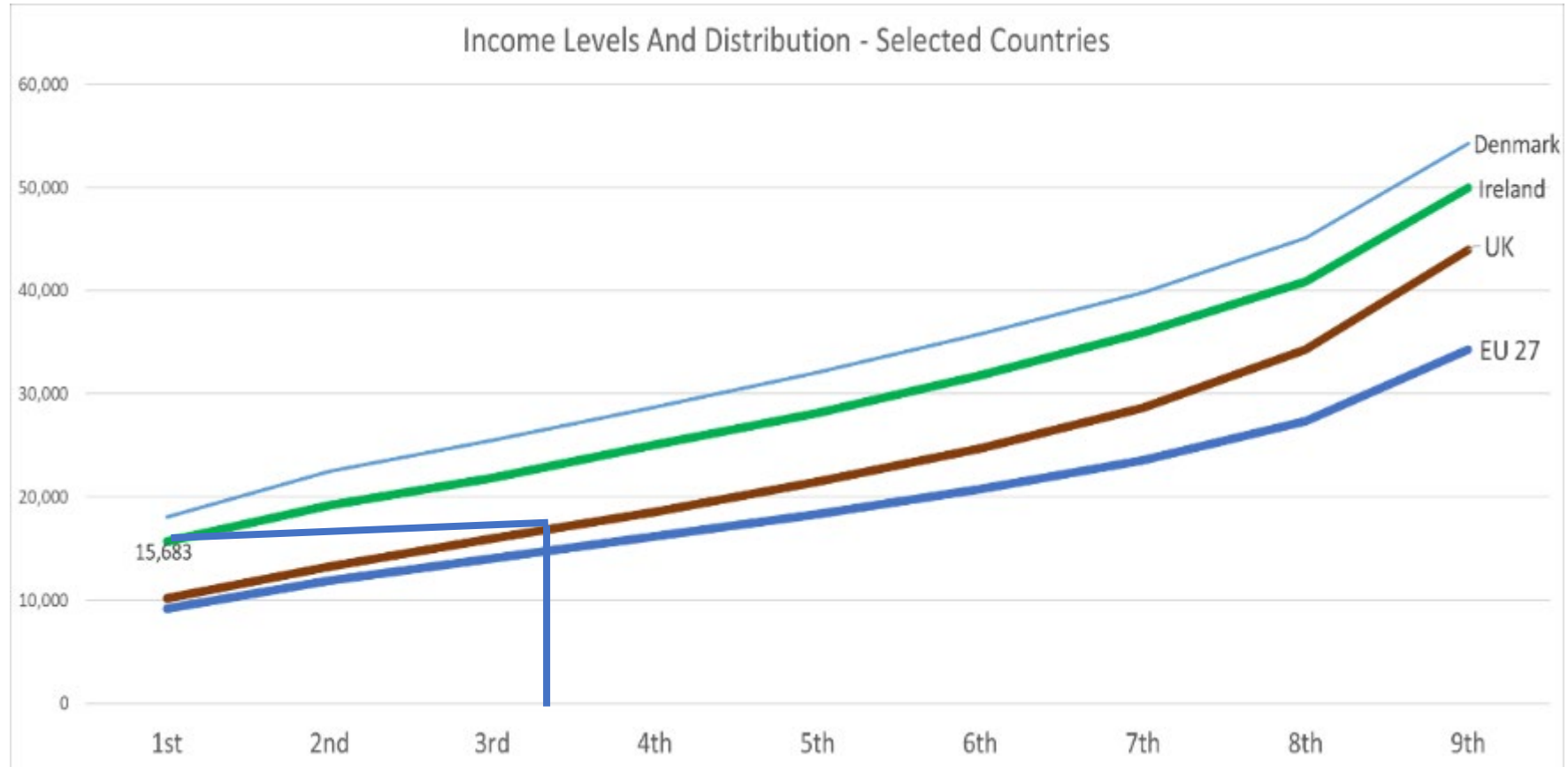
...and in the long-term

Figure 2.5. Probability of not being employed over the working life by parent educational background (PEB) and inequality



In countries with higher levels of inequality – intergenerational transmission of disadvantage is greater

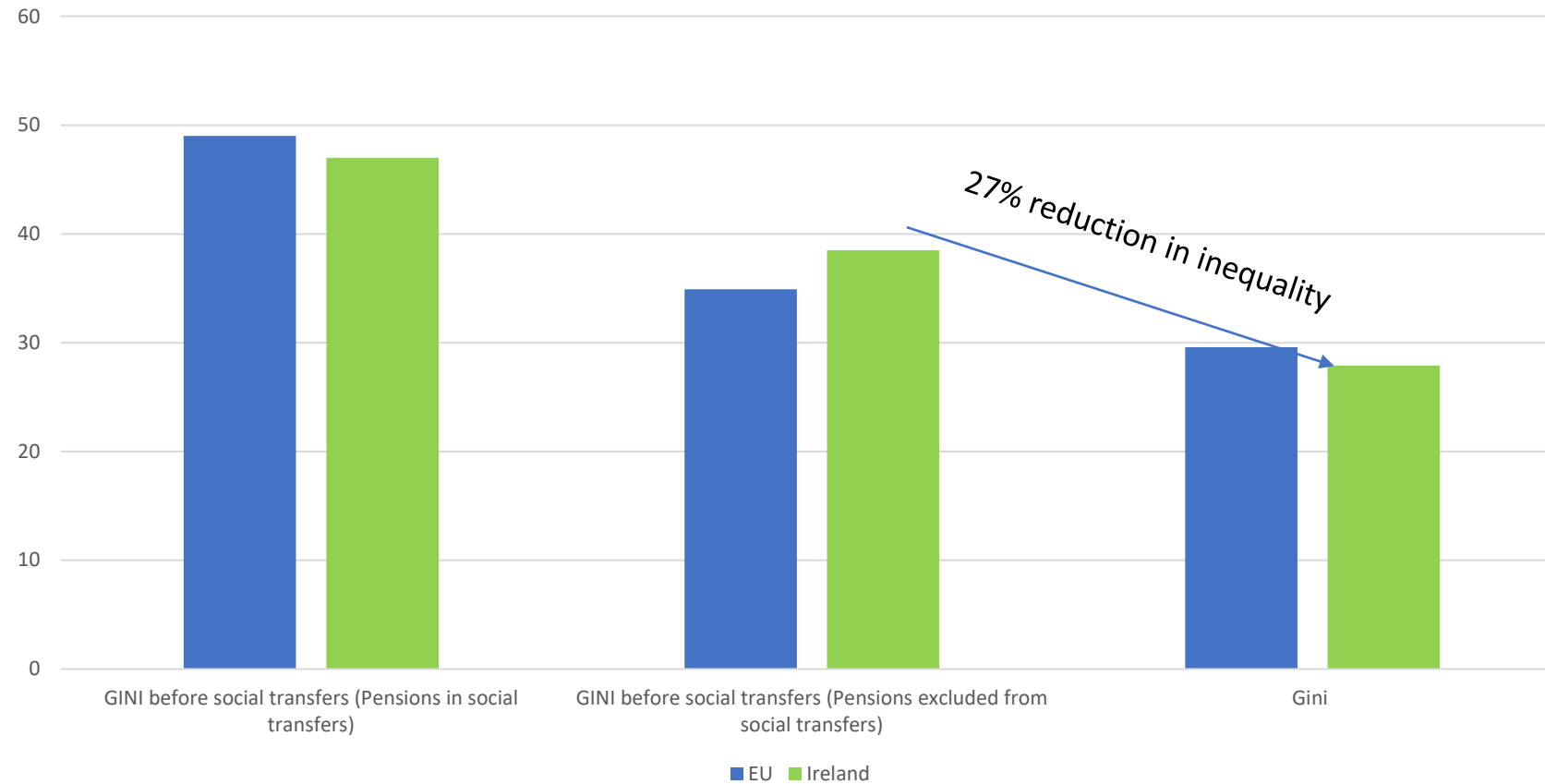
# Ireland is relatively well positioned.....



Equivalised Income By Deciles: Source Eurostat. Data 2021 except UK (2018).

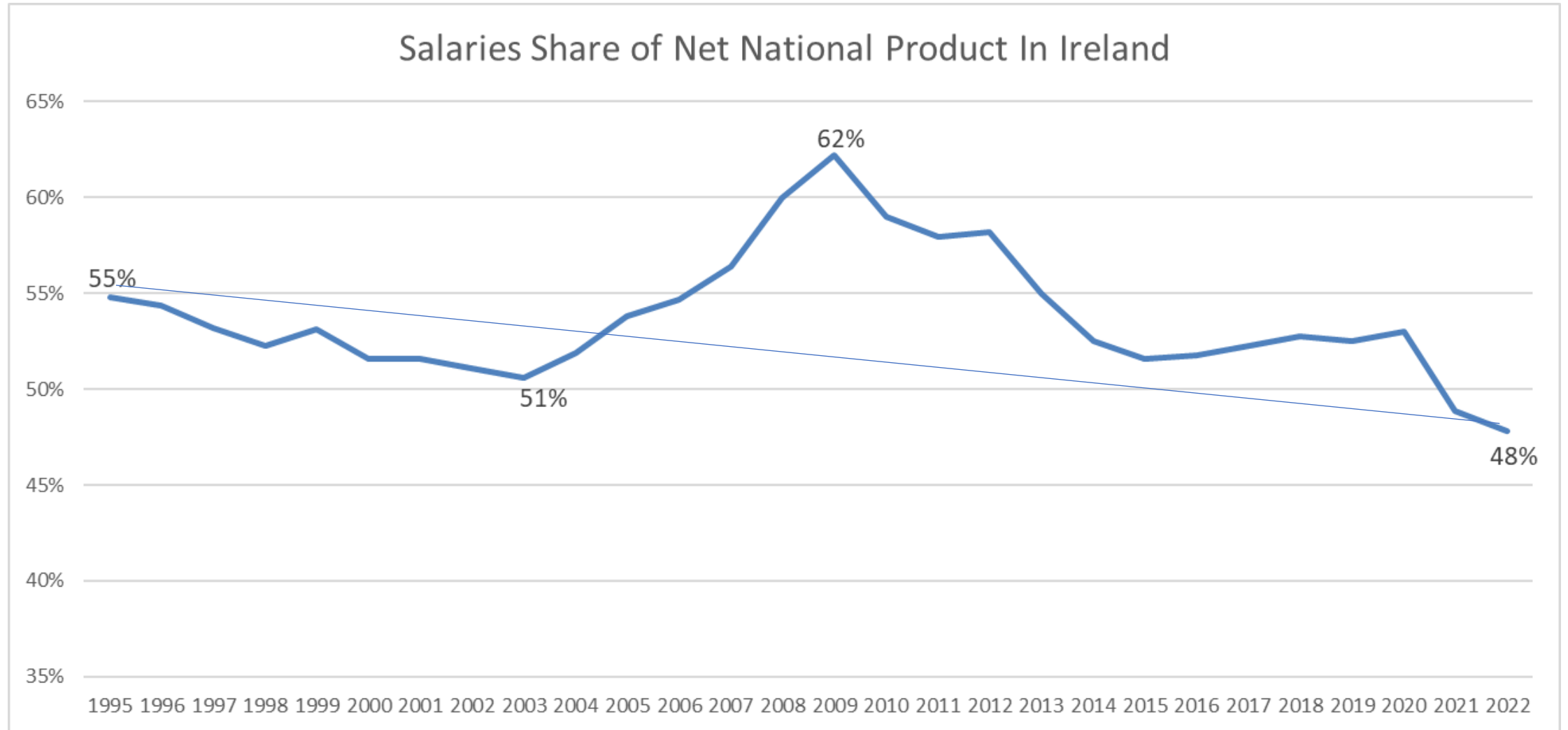
.....in no small part due to progressive tax and social welfare

## Income Inequality (GINI) Eurostat 2022

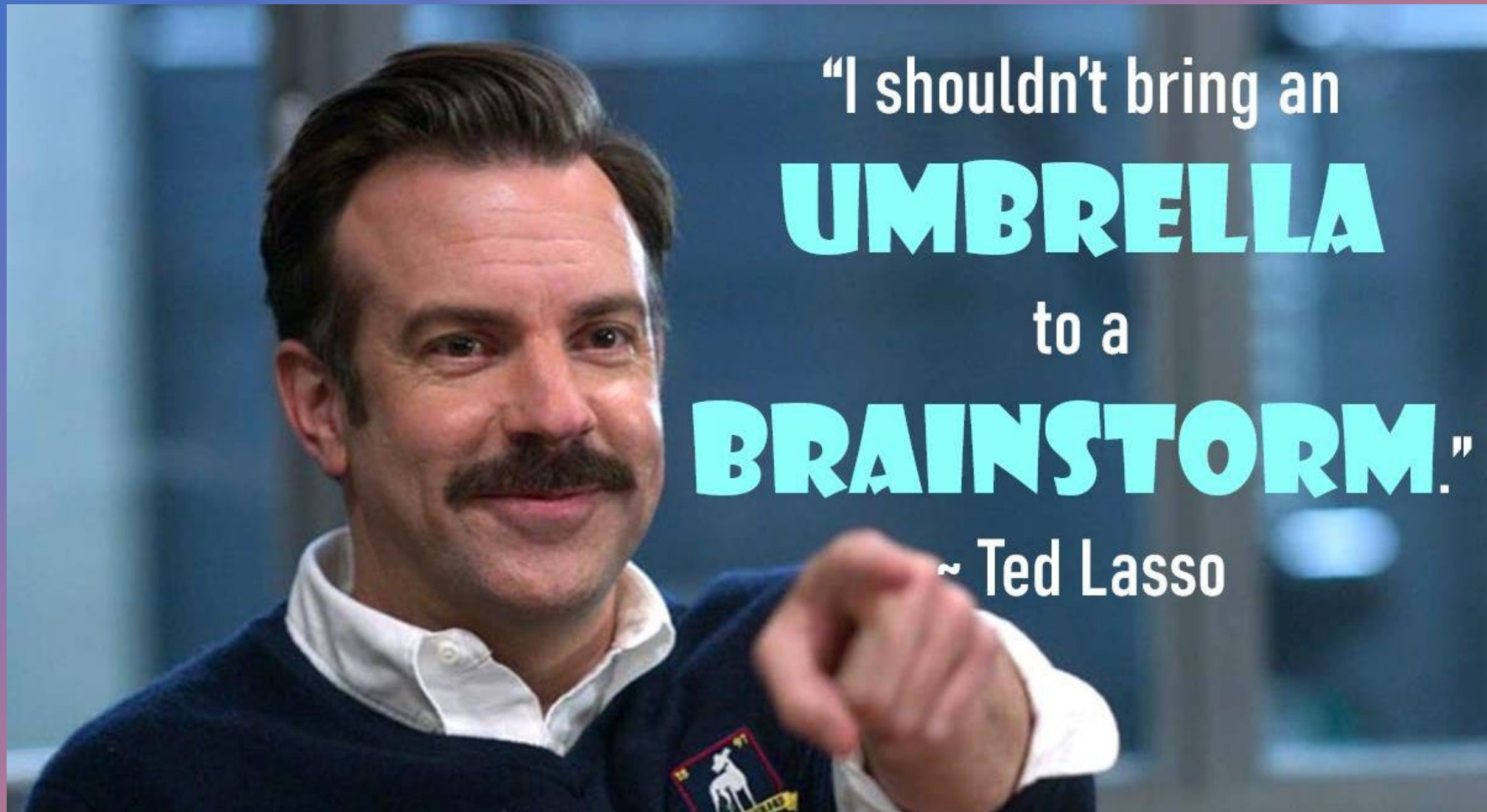




Can this performance be sustained as the distribution of income among factors of production changes?







“I shouldn't bring an  
**UMBRELLA**

to a

**BRAINSTORM.”**

~ Ted Lasso

OECD Public Governance Reviews



### 3 Closing the Policy Development and Implementation Divide in Ireland



Funded by  
the European Union



Rialtas na hÉireann  
Government of Ireland

## Policy Handbook

A 'rough-guide' to real world  
policy development.

Civil Service Management Board  
2024

# A rough guide setting.... out a stylised approach

