

Global Transformations in Families: Implications for Policies and Programming

Bahira Trask, Ph.D.

Professor & Chair

Human Development &


Family Sciences

University of Delaware, USA

bstrask@udel.edu



Presented at the UNESCO Child and Family Research Centre 9th Biennial International Conference: Changing Families, Changing Policy, Changing Practice: Family Support Now and in the Future; June 13 – 14, 2019




“Among all the changes
going on in the world,


None is more important than those
happening in our personal lives –

In sexuality, relationships, marriage
and the family”

Anthony Giddens, 2003



- Intensive, specifically Western focus and debate in recent years on the diverse and changing forms of families, has led to a programmatic and academic lack of focus on the critical role that families play in the lives of individuals
- Influences the creation and implementation of policies and programs in Western and non-Western contexts



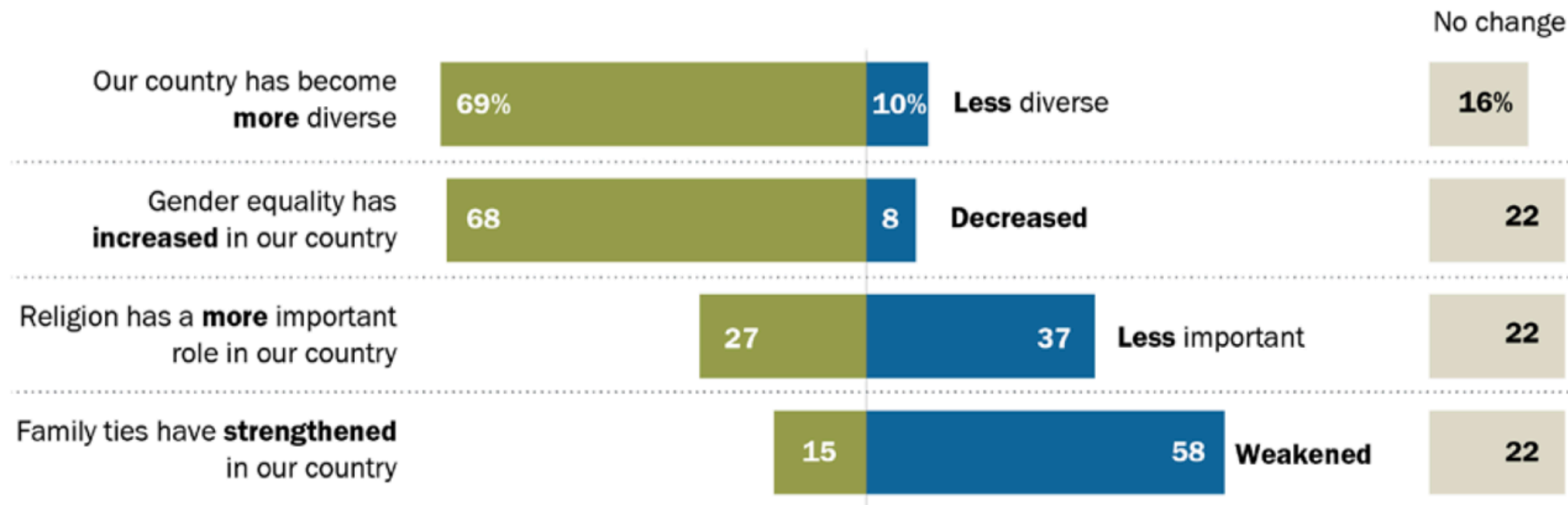
Pew Global Survey on Family Change

- ▶ When asked about whether the change in family ties was a good or bad thing for their countries, half or more in every country surveyed (except Indonesia and the Philippines) said this was a bad thing
- ▶ And majorities in every country surveyed are in favor of strengthening family ties



Prevailing view is that diversity and gender equality have increased, while ties to family and religion have faded

% who say over the past 20 years ...



Note: Percentages are medians across 27 countries.

Source: Spring 2018 Global Attitudes Survey. Q7, Q9, Q11 & Q13.

What is Family?

- ▶ Lack of agreement between scholars, practitioners, and policy makers about 'who' is a family and 'what' families need to sustain themselves and develop in a healthy manner
 - ▶ What should role of state be?
- ▶ Consensus:
 - ▶ Dynamic systems
 - ▶ Constantly evolving and changing
 - ▶ 'Traditional' family - a nostalgic myth
 - ▶ Diversity and aging



Globalization is Changing Role of States and Families

- ✧ Primary goal the promotion of a market economy instead of providing services to the citizenry
- ✧ The state is moving its responsibility for education, health and the welfare of individuals away and onto the family;
- ✧ Impact on the health and well-being of individuals, *especially children, those who are ill, have disabilities as well as older persons*



Family Change in the U.S.

- ▶ 50 years ago: Path to marriage and parenthood was clear:
 - ▶ For example, in the U.S. over 80 percent of young people in their mid-twenties married and became parents (Cherlin, 2014)
- ▶ Today in the United States:
 - ▶ Under 20% of families living in married households with children under 18
 - ▶ 7% of these households are married couples, never divorced and the mother does not work outside of the home



The U.S. is not Distinctive with Respect to Family Change

- Similar patterns in other high-income Western countries (OECD, 2011)
 - Link between marriage and sexuality has broken down
 - Institution of marriage has weakened
 - Cohabitation as route to marriage or legitimate alternative has vastly increased in popularity
 - Childbearing in marriage occurs much later leading to fertility declines and the growth of childlessness



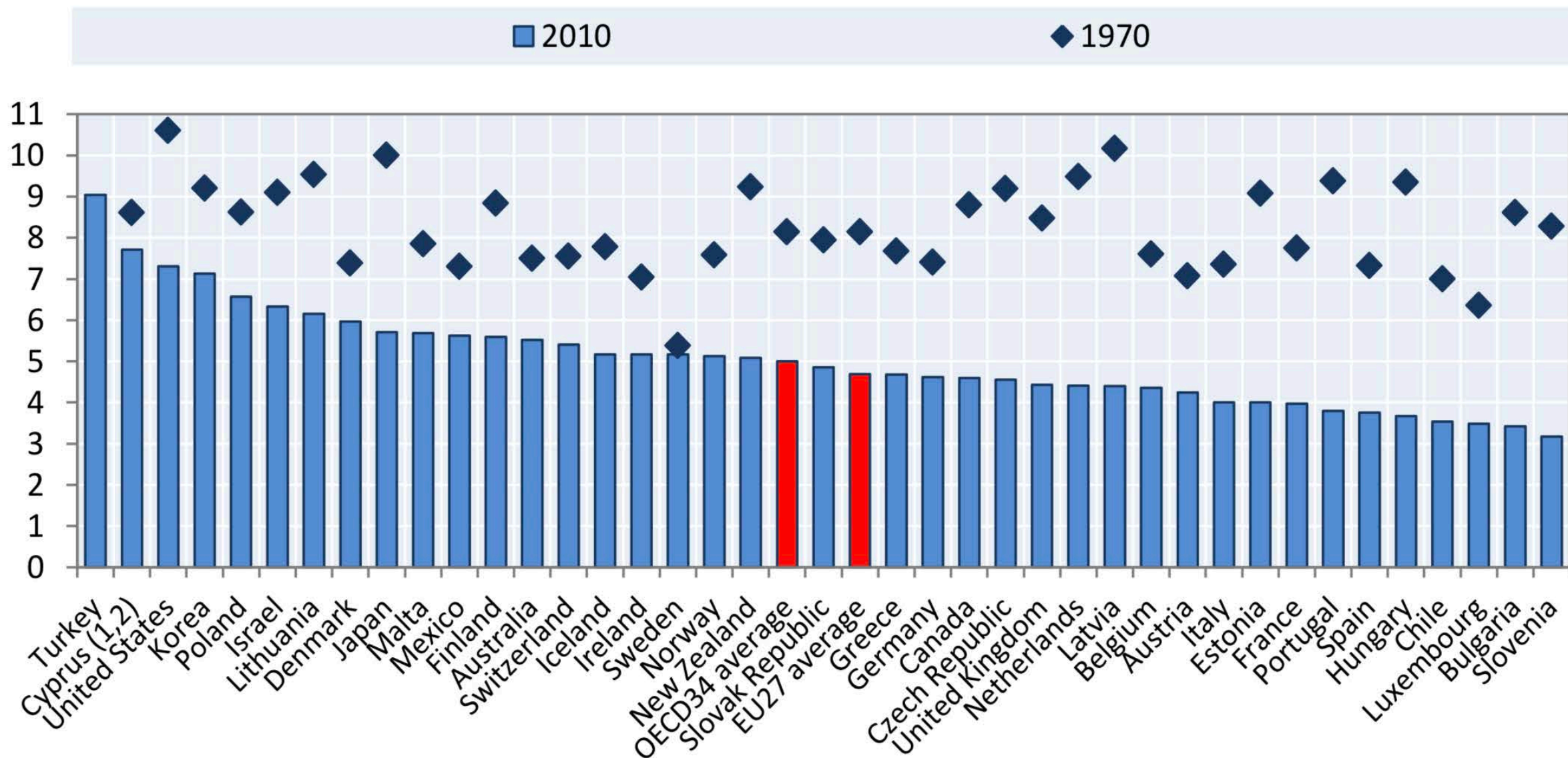
Family Pathways are Changing: Marriage

- ▶ Falling marriage rates: 8.1 marriages per 100 people in 1970 to 5.0 in 2010
- ▶ Increasing divorce rates
- ▶ Marriage remains the most popular form of partnership among adults however the age of first marriage has gone up up to about 29.7 years old
 - ▶ Most pronounced change in Switzerland
 - ▶ 1970: 25 years old
 - ▶ 2010: 32 years old



Chart 1.4: Fewer people are getting married

Number of marriages per 1 000 population, 1970 and 2010



Family Formation and Social Class

- ▶ Social class differences in family formation has grown in all high-income countries:
 - ▶ More educated wealthier individuals are marrying and less educated, lower-earning individuals are not formalizing their unions leading to greater family instability for children in poorer families
 - ▶ Social demographers Billari and Liefbroer (2010) have called this pattern from convergence to divergence



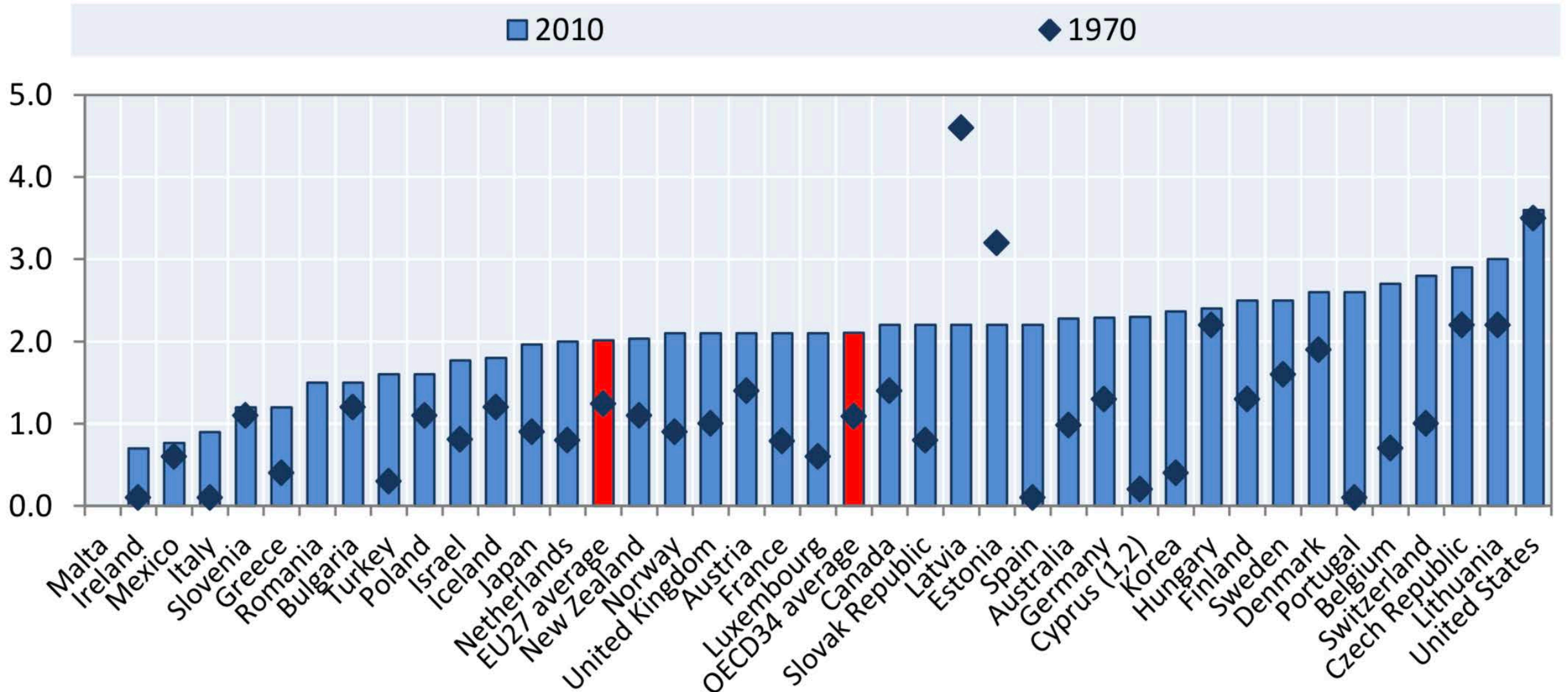
Divorce Rates Are Fluctuating Depending on Economics and Location

- ▶ Between 1970 and 2010 the average divorce rate across the OECD countries nearly doubled to 2.1 divorces per 1 000 people
- ▶ Overall there are fewer people getting married now than before, and those that do are more likely to get divorced
- ▶ Sole-parent households are projected to increase by between 22% and 29%
- ▶ 15% of children live in sole-parent households
- ▶ 10% of children live in reconstituted families
- ▶ 1 in 5 children live in a household with their grandparents (OECD, 2011a)



Chart 1.6: Many marriages end in divorce

Number of divorces per 1 000 population, 1970 and 2010



Increased Number of Children Born Outside of Marriage

- ▶ First childbirth – mean age is at 27.7
 - ▶ Children now born *before* individuals marry
- ▶ Number of children born outside of marriage in OECD countries has tripled:
 - ▶ 1980 – 11%
 - ▶ 2010 – 33%


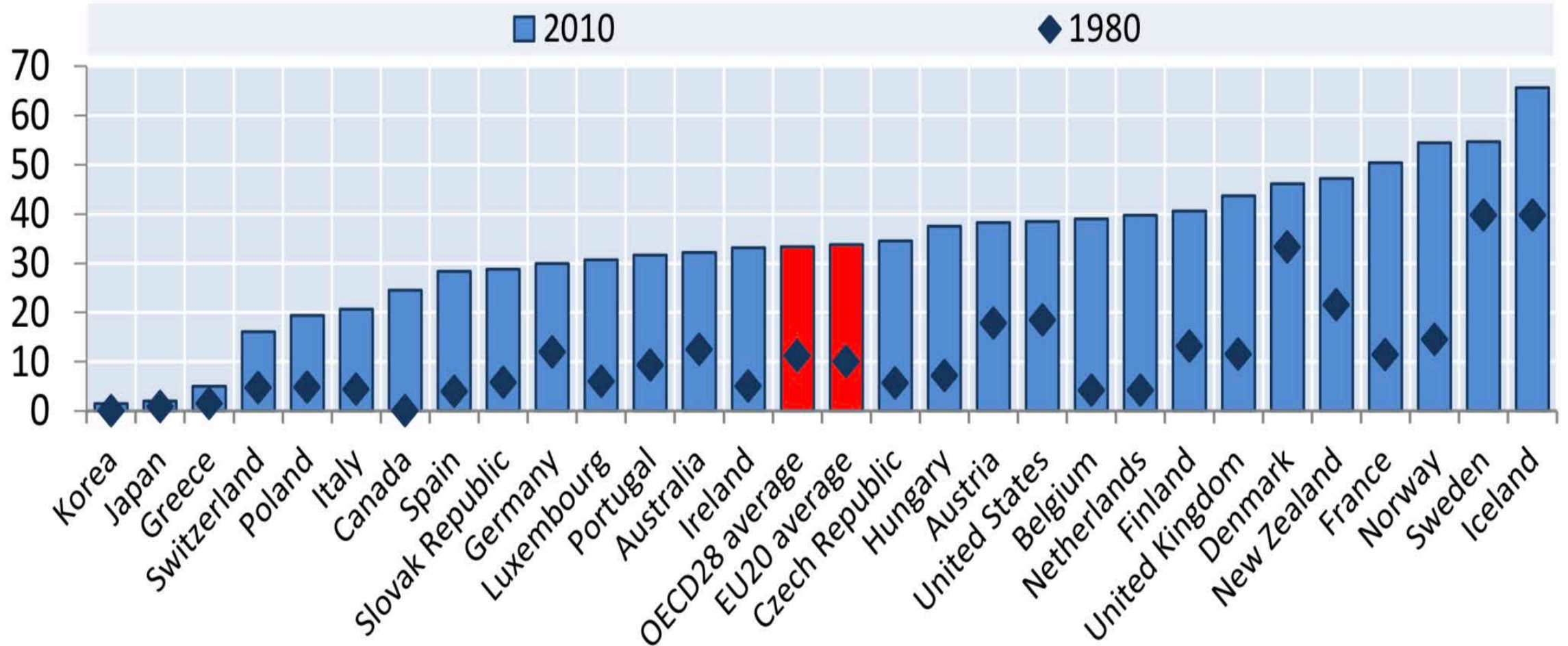


Chart 1.5: The proportion of births outside of marriage has increased over the past 30 years

Proportion of births outside of marriage 1980 and 2010



	OECD average			
	1980	1990	2000	2010
Total fertility rate	2.18	1.91	1.68	1.74
Crude marriage rate	6.88	6.47	5.48	4.81
Crude divorce rate	1.68	1.87	2.01	2.11
Life expectancy at birth	72.6	74.7	77.1	79.7
Share of population aged 20-64	55.1	58.0	59.8	61.0

Total fertility rates, 1970, 1990 and 2011

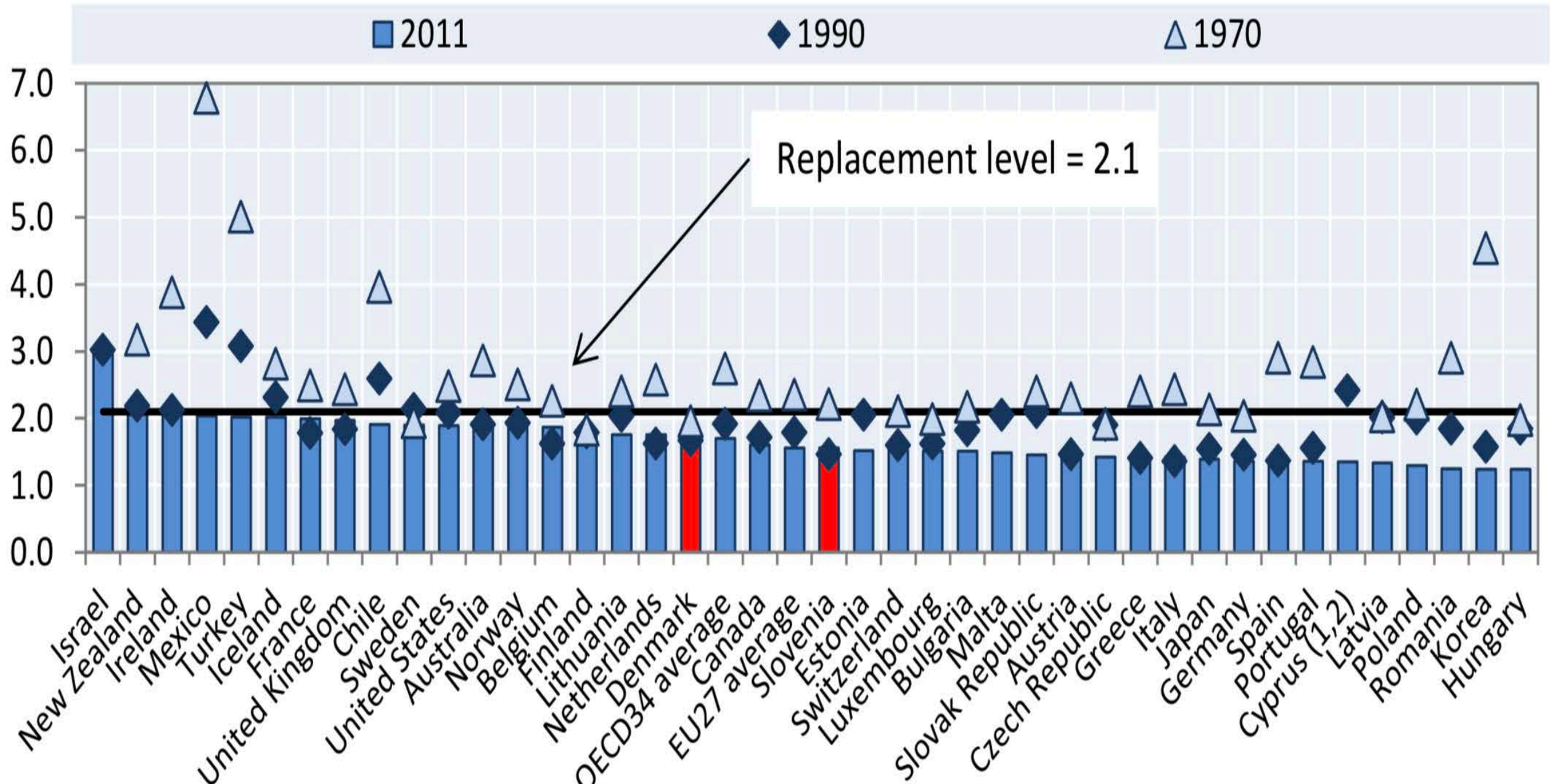
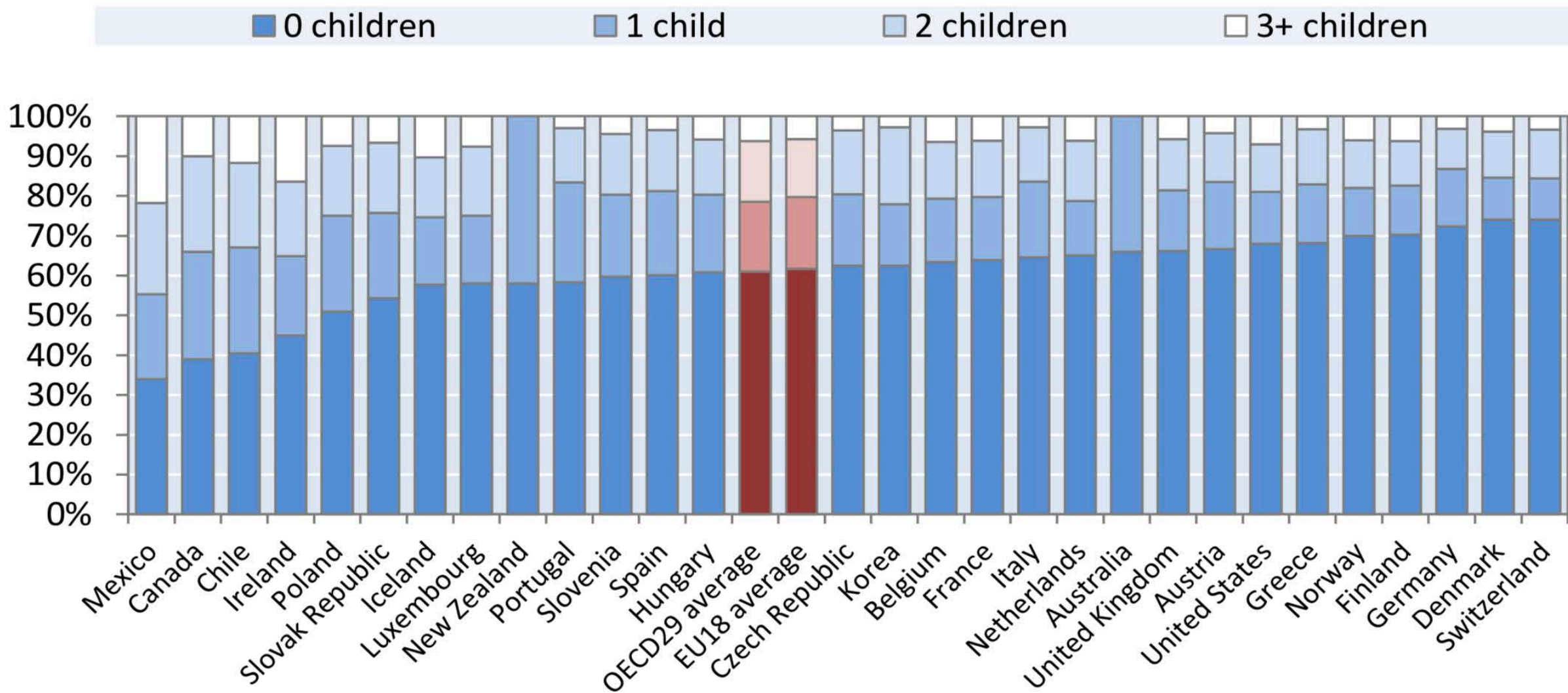


Chart 1.2: Most households have no children

Share of households by number of children, percentage, 2010



Source: OECD (2014) OECD Family database. SF1.1.

Households with children in the EU (2018 data)



47%

have **one** child



40%

have **two** children



13%

have **three or more** children

of which



15%

are **lone** parents

Ireland Stands Out with Respect to Fertility

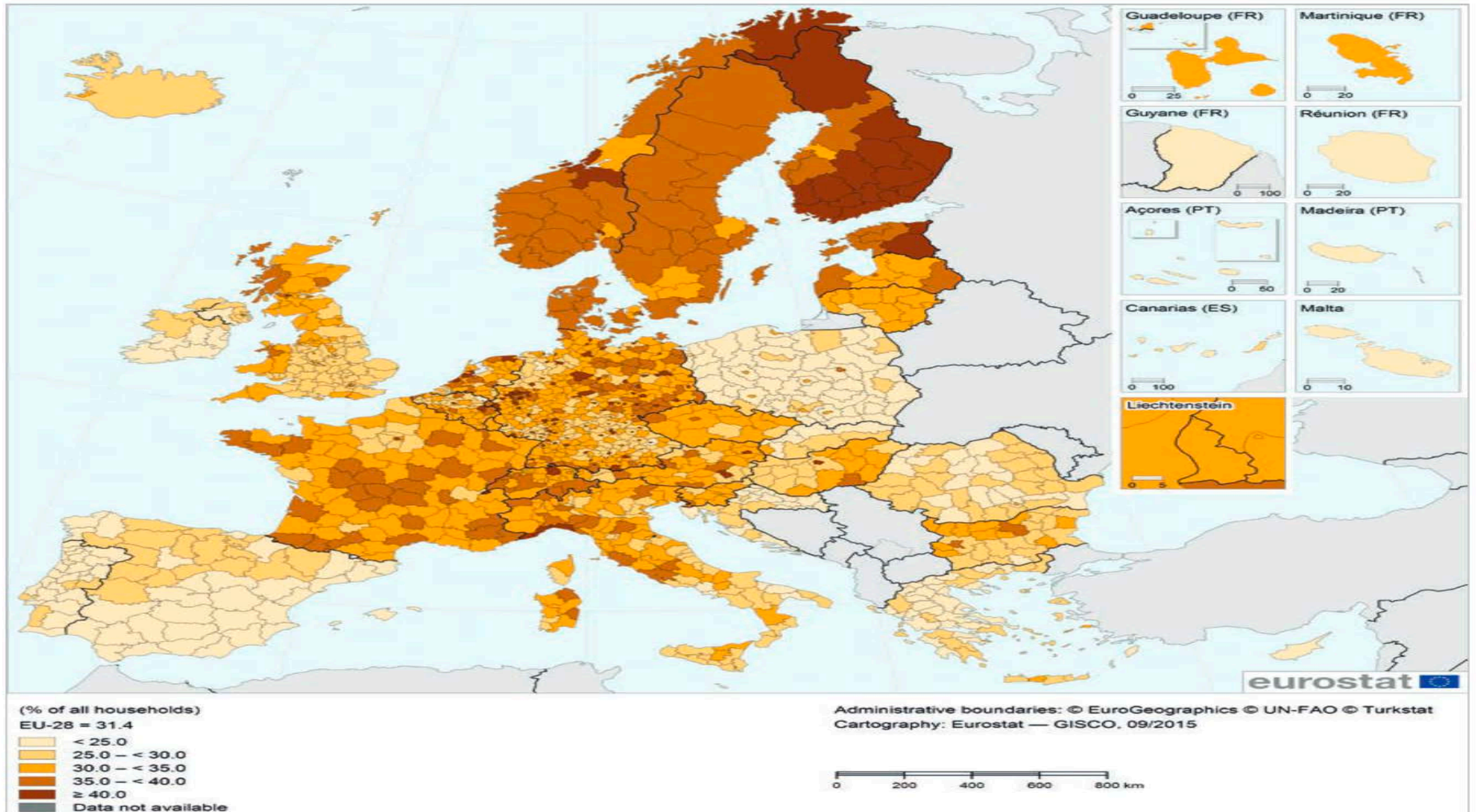
- ▶ The highest share of households with three or more children was registered in Ireland (26%)
 - ▶ Finland (19%)
 - ▶ Belgium and France (both 18%)
 - ▶ The Netherlands (17%)
 - ▶ The United Kingdom (16%)
- ▶ At the opposite end of the scale, less than 10% of households in Bulgaria (5%), Portugal (7%), Spain and Italy (both 8%), Lithuania (9%) and Latvia (10%) had three or more children in them



Share of Single-Person Households Increasing across OECD countries



Map 1: Share of single-person households, by NUTS level 3 region, 2011
 (% of all households)



Source: Eurostat (Census hub HC49)


Changing Population Demographics: Decreased Number of Workers and Increased Demand for Care

- ▶ Children, youth and the elderly (65+) are dependent on the working-age population for a certain amount of personal care
- ▶ Across the OECD the proportion of persons aged 20 – 64 is decreasing
- ▶ By 2050 the demand for nurses and personal care workers will at least double in OECD countries (OECD, 2014)



The Aging of the Global Population

- ▶ In 2017, there are an estimated 962 million people aged 60 or over in the world, comprising 13 per cent of the global population
- ▶ The population aged 60 or above is growing at a rate of about 3 per cent per year
- ▶ Currently, Europe has the greatest percentage of population aged 60 or over (25 per cent)
- ▶ By 2050 all regions of the world except Africa will have nearly a quarter or more of their populations at ages 60 and above
- ▶ The number of older persons in the world is projected to be 1.4 billion in 2030 and 2.1 billion in 2050, and could rise to 3.1 billion in 2100 (UN, 2018)



Family Trends Converging across EU and OECD Countries – Despite Cultural Differences

- Decline in infant mortality
- Increase in life expectancy and educational attainment
 - Especially among women
- Increase in child poverty



The Most Critical Family Change

- ▶ In the West and most prominently in the United States, the family has shifted from a coherent and dominant model of nuclear families formed early in life that included the introduction to sexuality and childbearing to:
 - ▶ *a system that is less prescribed and less uniform with individuals carving their own paths* (Cherlin, 2018)



Social Scientists Did NOT Predict These Changes

- ▶ William Goode – most famous family scholar in the 1960's – wrote that:

There will be a general convergence to the conjugal family (based on strong marital bonds and weaker bonds across generations and within lineages)

(Goode, 1963)



What Are the Macro Factors Influencing Changes?

- Economic changes
- Globalization
- Popular culture
- Social movements
- Migration
- Technologies
- Family policies



Strongest Driver of Family Change

- ▶ The economic self-sufficiency of women (Trask, 2014)
 - ▶ Women can time when they partner up
 - ▶ Women can sustain a household on their own
 - ▶ Women can leave relationships they are not satisfied with
- ▶ These actions are predicated on having an income that you can rely on



	OECD average		
	1990	2000	2010
Female employment rate, aged 15-64	53.2	56.2	59.5
Incidence of part-time employment, women, aged 25-54	24.5	23.3	25.2
Incidence of part-time employment, men, aged 25-54	3.1	3.5	4.8

Panel C. Proportion of women (aged 15-64) in the labour market, 1995 and 2009

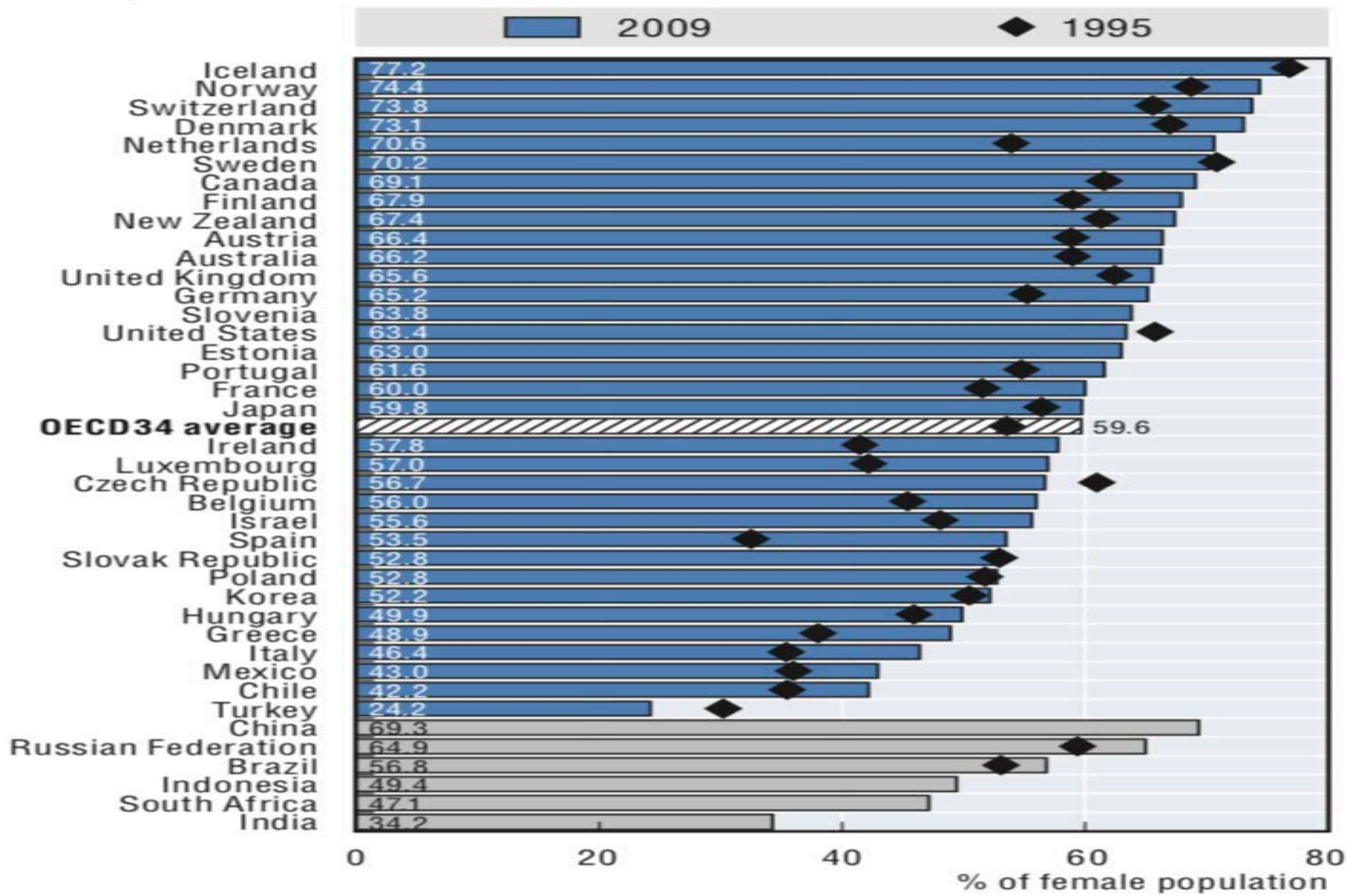
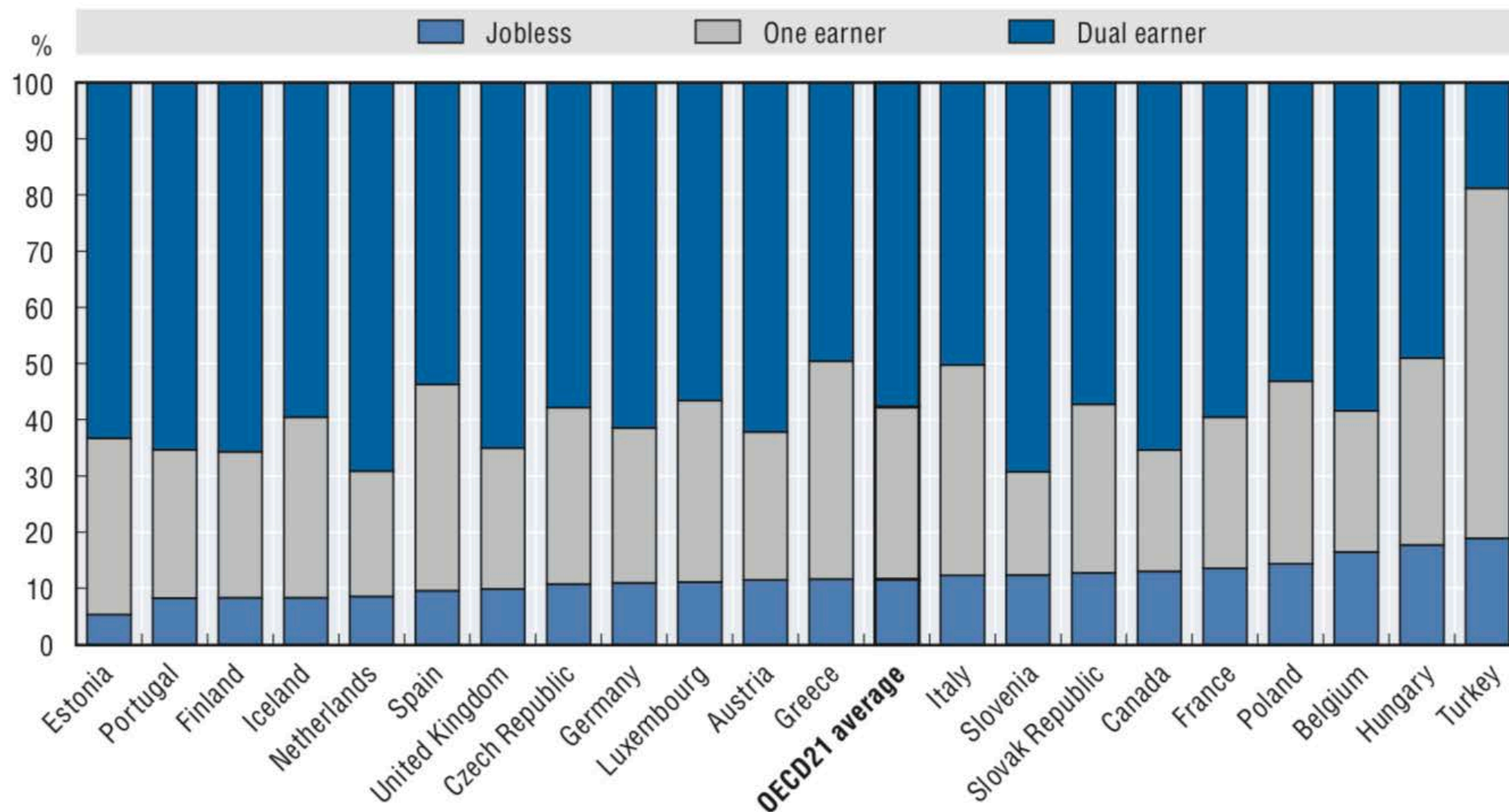


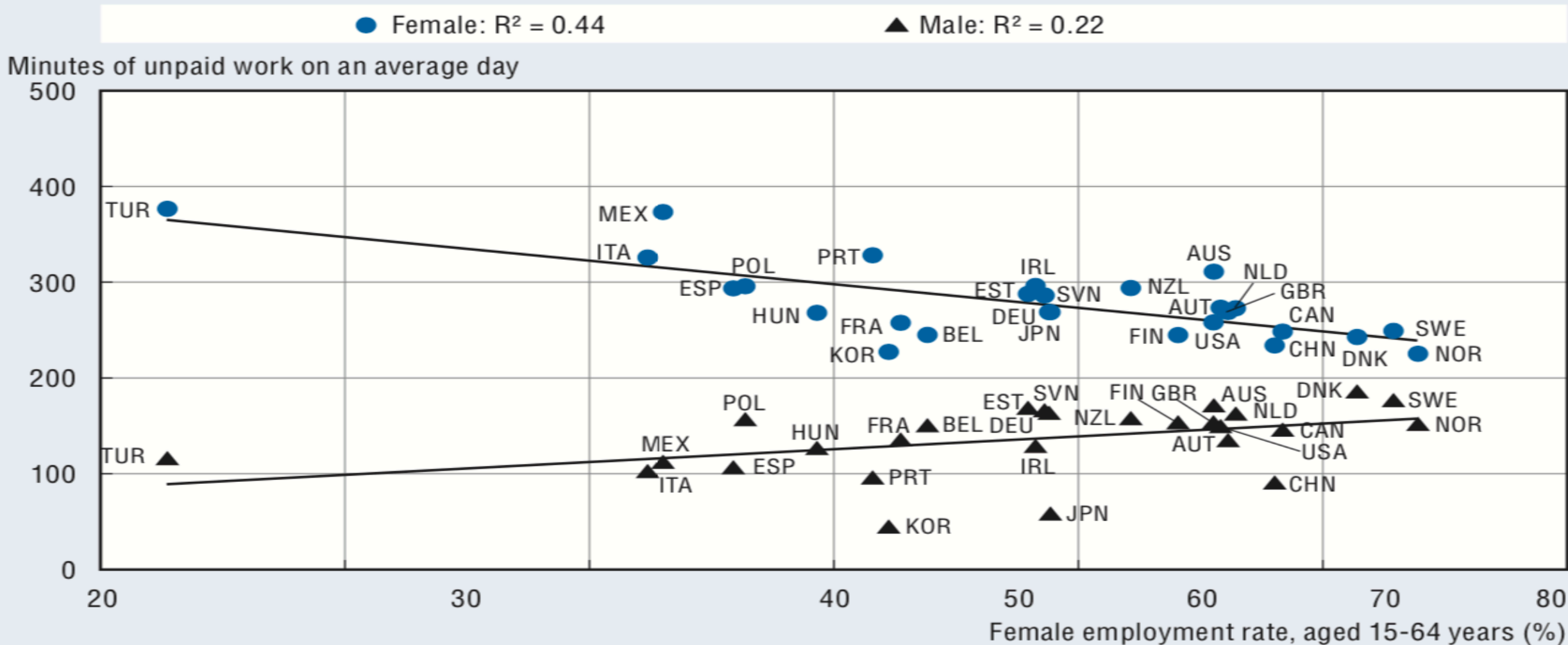
Figure 1.10. **Most couples are dual-earner families, selected OECD countries, 2008**



Note: Figures for OECD EU countries, Canada and Turkey. Data missing for Denmark, Ireland and Sweden.

Source: EU LFS, 2008.

Men's unpaid work increases with national levels of women's employment, while women's unpaid work decreases, selected OECD countries, 2007



Note: Data missing for Austria, Chile, Czech Republic, Denmark, Greece, Hungary, Iceland, Ireland, Israel, Luxembourg, the Netherlands, the Slovak Republic and Turkey.

Source: Miranda (2011), "Cooking, Cleaning and Volunteering: Unpaid Work around the World".

Gender Still Matters at Home

- ▶ Women continue to bear most of home responsibilities
 - ▶ Caring for children / elderly / disabled/ ill
 - ▶ Housework
- ▶ In all areas of the world, women spend AT LEAST twice as much time as men on unpaid, domestic work
 - ▶ OECD countries: women spend 2 hours more on unpaid domestic work
 - ▶ Women provide physical personal childcare and housework
 - ▶ Men provide educational / recreational children's activities



Economics are a Central Driver in Families

- Work – Care spectrum affects families across all socio-economic classes
- When families are faced with stressful conditions such as extreme poverty, the lack of health insurance, poor childcare and schools or political violence, they are unable to perform their functions in a successful manner
- A wide-range of studies indicate that the stressors caused by growing up in poverty have long range effects on child and youth development

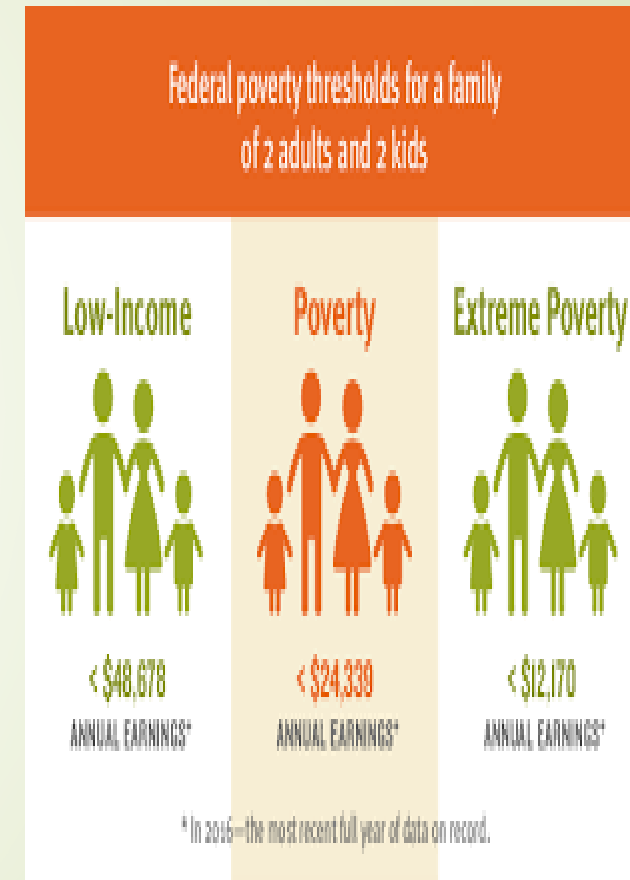
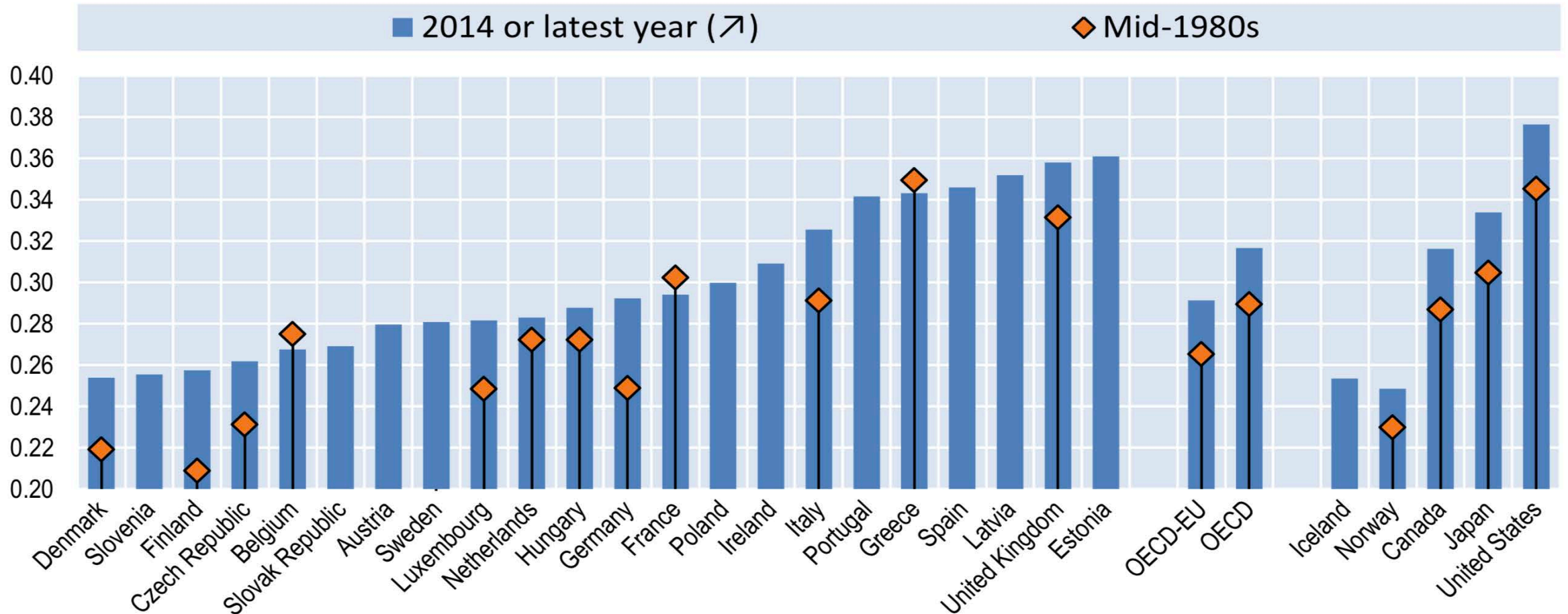


Figure 2.1. A vast range of income inequality levels across European countries

Gini coefficient of disposable income inequality in 2014 (or latest year) and mid-1980s when available, total population



Source: OECD Income Distribution Database (<http://oe.cd/idd>).

Inequality Affects All Dimensions of Social Life

- ▶ Wilkinson and Pickett (2009): strong correlation between health, social problems, and inequality.
- ▶ Great inequalities within societies cause social unrest
- ▶ Where there is great inequality, there is less trust in institutions;
 - ▶ *Complicates relationships between families and the government and the market*
- ▶ Trust between members of a society is much higher when income differentials are less



Why Do We Need To Care About Family Change?

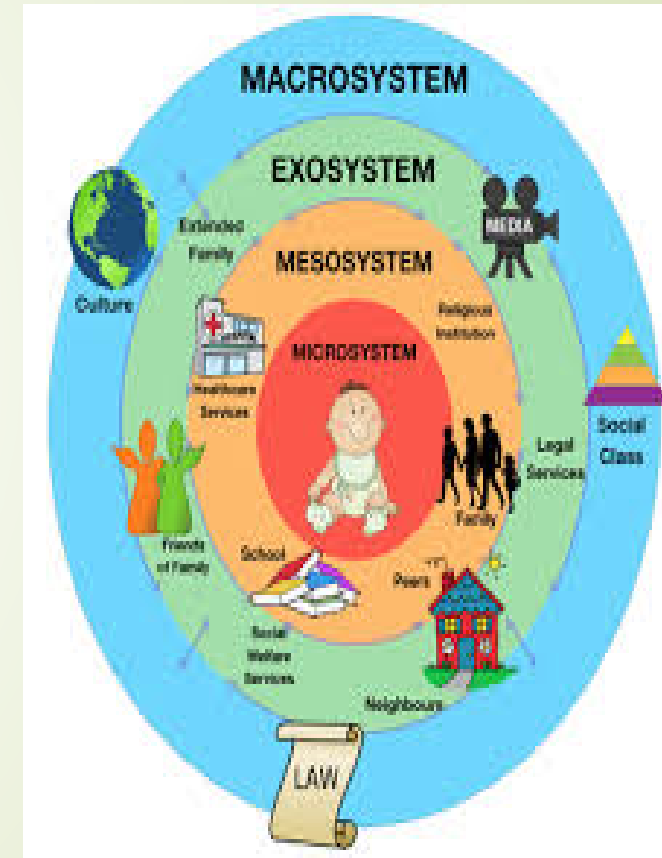


We Need New Ways of Supporting Families

- No more traditional vs. modern societies
- Old model - social change occurs through internal processes as main driving factor

Instead

- Family life is not insulated from larger social processes
- External forces influence individuals, communities, societies in a differential manner
- Leads to hybridization /decrease in that which is “fixed” or local or traditional



Myths Around Families Detract From Research, Programs , and Appropriate Policy Formation

Homogenization of world and that high-income and low income countries have similar issues

Families do not “matter” anymore

Everyone has “choice” / arena for flexible negotiations


Women and children are better off now

- Empowered
- Girls out succeeding boys as sign that gender discrimination has ended



Programs and Policies Lag Behind Social Changes

- Central issue: how to best adapt social programs, policies and structures to accommodate dual earners and other diverse configurations;
- How to move towards holistic family support



How to Deal with Family Changes As Practitioners and Policy Makers

- Systems perspective is key in order to design and implement *effective* policies and programs
- We need to understand the interaction effects of:
 - Culture and regionality
 - Religion
 - Public policies
 - Programing and service availability
 - Educational and occupational opportunities for young people
 - Affects the choices they make with respect to family formation and the next generation of families



Recommendations for Academics

- ▶ Development of University programs on family issues
 - ▶ Training academics and practitioners how to disseminate information
- ▶ Engage in global family-focused research w emphasis on cultural contexts and life course
- ▶ Create interdisciplinary research teams
- ▶ Assist states with relevant quantitative and qualitative data collection focused on families
- ▶ Assist states in creating rights based curricula including with gender focus for both women and men




Recommendations for Policy Makers

- ▶ Policy instruments aimed at reconciling work and the family are parental leave, childcare services and child benefits
- ▶ Social protection policies need to be aligned with family support policies in all areas and aspects, including:
 - ▶ Health
 - ▶ Child protection
 - ▶ Early childhood education
 - ▶ Education
 - ▶ Housing
 - ▶ Retirement
 - ▶ Income support
 - ▶ Food security
- ▶ Prevention – not just intervention - needs to be foundational to family support and policies

Recommendations for Policy Makers: Incorporating Holistic Life Cycle Approaches

- ▶ Planning for care and leave:
 - ▶ Netherlands - allow for tax-free savings to finance a period of unpaid leave in the future) or grant grand-parental leave in lieu of parental leave
- ▶ Greater recognition of need for leave to look after ill, disabled, frail elderly etc. and more creative solutions needed
 - ▶ e.g., job sharing, part-time retirement schemes, transferable leave rights, "private time at work" to arrange for or manage professional care



Recommendations For Policy Makers & Practitioners

- Explore new technologies to address structural issues:
 - Telework and tele-education
 - Bio-metric devices for real-time monitoring
 - Extend care outside of hospitals
 - Social networks for support and new care options
 - Encourage the dissemination of information about early childhood development, positive youth development, gender equality and family communication and relationships
- Multi-level strategies: micro-level interventions and media campaigns (Hawkins, 2018)
 - Social and digital media expansion
 - Combatting gender stereo-types
- Two-generation approaches



Family Change in the Future is Important

- Next generation is experiencing very different world than we are
- Disruptive changes even in traditional cultures
 - Speed of changes unprecedented
- Paths and obstacles especially for young people differ between and within societies
- Greater challenges for poorer, rural, less educated, socially excluded, those who are denied human rights
- More easily left behind / Lack of meaningful work is leading to social unrest / unmanaged migration (The Power of 1.8 Billion U.N., 2014)

Family Change affects childcare, education, housing, and the care of older persons



It is only through a systemic, family focused approach that we can reach the most *vulnerable, individuals and families world-wide and assist them in realizing their rights and full potential*



THANK You!!

